

City of Canton  
Summary of Monthly Inflows/Outflows - Supplemental Recap  
January-17

| Fund Number           | 001           | 010          | **020           | **030               | **040        | 050          | 051         | 052              |
|-----------------------|---------------|--------------|-----------------|---------------------|--------------|--------------|-------------|------------------|
| Fund Name             | General Fund  | Hotel/Motel  | Workers Comp    | Liability Insurance | Unemploy Ins | Video Gaming | Demolition  | Sidewalk Program |
| Beginning Balance     | \$ 622,129.74 | \$ 35,046.38 | \$ (143,028.33) | \$ 17,976.63        | \$ 16,511.51 | \$ -         | \$44,566.90 | \$ 88,373.01     |
| Cash Inflows          | 673,324.42    | 5,822.73     | -               |                     |              | \$7,302.98   | \$2,483.01  | 4,819.97         |
| Cash Outflows         | 675,852.33    |              | -               |                     | 5,788.60     | \$7,302.98   | \$0.00      |                  |
| Net Cash In/(Out) Mo. | (2,527.91)    | 5,822.73     | -               | -                   | (5,788.60)   | -            | \$2,483.01  | 4,819.97         |
| Ending Balance        | \$ 619,601.83 | \$ 40,869.11 | \$ (143,028.33) | \$ 17,976.63        | \$ 10,722.91 | \$0.00       | \$47,049.91 | \$ 93,192.98     |

| Fund Number           | 072         | 11121        | **110          | **120           | **130         | 140          | 150           | 171            | 172                    |
|-----------------------|-------------|--------------|----------------|-----------------|---------------|--------------|---------------|----------------|------------------------|
| Fund Name             | Vehicle     | Tech. Rescue | ESDA           | Social Security | IMRF          | Working Cash | Audit         | Fed Asset Forf | Non-Federal Forfeiture |
| Beginning Balance     | \$ 4,012.46 | \$ 34,267.61 | \$ (73,557.20) | \$ (169,236.11) | \$ 775,100.21 | \$ 95,447.81 | \$ 18,324.15  | \$ 40,585.03   | \$ 11,178.77           |
| Cash Inflows          | \$25.50     |              |                |                 | 25,522.22     |              |               |                | \$378.23               |
| Cash Outflows         |             |              |                | 20,882.01       | 62,340.09     |              | \$21,000.00   |                |                        |
| Net Cash In/(Out) Mo. | \$25.50     | \$0.00       | \$0.00         | -\$20,882.01    | (36,817.87)   | \$0.00       | (21,000.00)   | -              | \$378.23               |
| Ending Balance        | \$ 4,037.96 | \$ 34,267.61 | \$ (73,557.20) | \$ (190,118.12) | \$ 738,282.34 | \$ 95,447.81 | \$ (2,675.85) | \$ 40,585.03   | \$ 11,557.00           |

| Fund Number           | 174         | 175         | 199           | 200            | 201            | 202            | 300           | 310              | 370          |
|-----------------------|-------------|-------------|---------------|----------------|----------------|----------------|---------------|------------------|--------------|
| Fund Name             | DUI         | Bond Fees   | DCCA Rev Loan | Motor Fuel Tax | TIF - Canton 1 | TIF - Canton 2 | Water & Sewer | Lake Development | Cemetery     |
| Beginning Balance     | \$ 9,547.73 | \$ 1,886.71 | \$ 43,085.54  | \$ 303,756.56  | \$ 643,951.45  | \$ 267,127.99  | \$ 512,428.79 | \$ 49,805.84     | \$ 27,354.97 |
| Cash Inflows          | 301.00      | \$700.00    | 1,807.05      | 34,938.71      | 362.86         | 799.97         | 502,699.06    | 144.36           | 12,483.69    |
| Cash Outflows         | \$4,802.00  | \$1,258.77  |               | 13,082.10      | 1,620.00       |                | 538,712.51    | 677.45           | 10,322.66    |
| Net Cash In/(Out) Mo. | (4,501.00)  | -\$558.77   | 1,807.05      | 21,856.61      | (1,257.14)     | 799.97         | (36,013.45)   | (533.09)         | 2,161.03     |
| Ending Balance        | \$ 5,046.73 | \$ 1,327.94 | \$ 44,892.59  | \$ 325,613.17  | \$ 642,694.31  | \$ 267,927.96  | \$ 476,415.34 | \$ 49,272.75     | \$ 29,516.00 |

Pooled Cash Balance Funds 001-175                   \$ 1,350,586.29

\*\*Dedicated Fund Cash   \$ 360,278.23

Unrestricted Cash-GenFund 001                                 \$ 619,601.83



City of Canton  
TIF 1 - Supplemental Recap

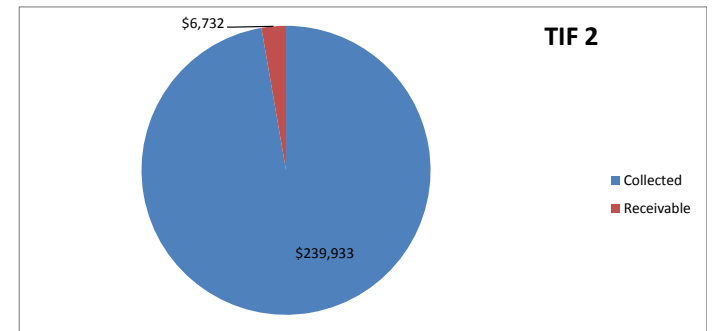
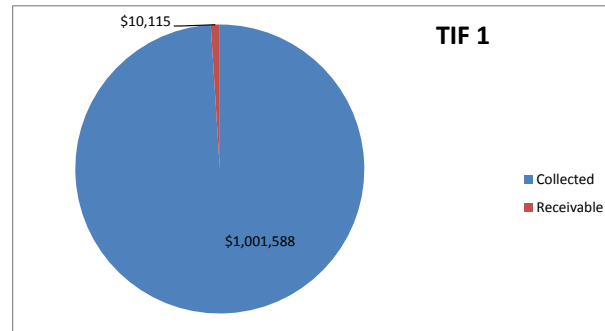
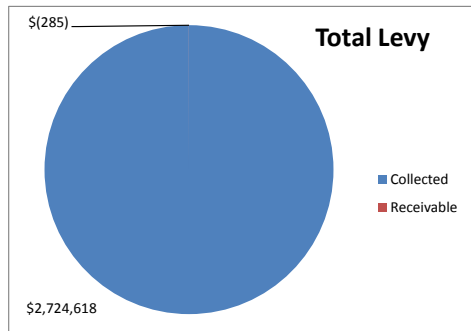
| Fund Name                                   | 2016                |                   |                     |                     |                       |                       |                     |                     | 2017                |               |               |               | Total        |
|---|---------------------|-------------------|---------------------|---------------------|-----------------------|-----------------------|---------------------|---------------------|---------------------|---------------|---------------|---------------|--------------|
|   | May                 | June              | July                | August              | September             | October               | November            | December            | January             | February      | March         | April         |              |
| TIF - Canton 1                              |                     |                   |                     |                     |                       |                       |                     |                     |                     |               |               |               |              |
| Beginning Balance                           | \$302,432.76        | \$217,284.87      | \$635,582.19        | \$639,953.47        | \$646,101.10          | \$1,044,677.83        | \$1,018,083.11      | \$716,454.98        | \$643,951.45        |               |               |               |              |
| <b>PROJECT EXPENSES</b>                     |                     |                   |                     |                     |                       |                       |                     |                     |                     |               |               |               |              |
| SRPED-Spoon River Part                      |                     | 40,000.00         |                     |                     |                       |                       |                     |                     |                     |               |               |               | 40,000.00    |
| Engineer-Maurer Stutz                       |                     |                   |                     |                     |                       |                       | 1,544.50            | 420.88              | 1,620.00            |               |               |               | 3,585.38     |
| Environ Consulting (EOI)                    |                     |                   |                     |                     |                       |                       |                     |                     |                     |               |               |               | -            |
| The Economic Devel Group                    |                     |                   |                     |                     | 4,280.40              |                       |                     |                     |                     |               |               |               | 4,280.40     |
| Legal-Hinshaw & Culbrtn                     |                     |                   |                     |                     |                       |                       |                     |                     |                     |               |               |               | -            |
| Legal-Jacob & Klein                         |                     |                   |                     |                     | 1,070.10              |                       |                     |                     |                     |               |               |               | 1,070.10     |
| Daily Ledger - Adv                          |                     |                   |                     |                     |                       |                       |                     |                     |                     |               |               |               | -            |
| Harvester Appraisal                         |                     | 6,500.00          |                     |                     |                       |                       |                     |                     |                     |               |               |               | 6,500.00     |
| Miscellenaous                               |                     |                   |                     |                     |                       |                       |                     | 27.00               |                     |               |               |               | 27.00        |
| IEPA  |                     |                   | 1,024.85            |                     |                       |                       | 209.15              |                     | 71,338.00           |               |               |               | 72,572.00    |
| Landscape and Lighting                      |                     |                   |                     |                     |                       |                       |                     |                     |                     |               |               |               |              |
| Spoon River College                         |                     |                   |                     |                     |                       |                       |                     | 1,349.50            |                     |               |               |               | 1,349.50     |
| Redeve/AnnexationAgr                        |                     |                   |                     |                     |                       | 27,033.52             |                     |                     |                     |               |               |               | 27,033.52    |
| Ful Co Treas-46 W Chestnut St.              |                     |                   |                     |                     |                       |                       |                     |                     |                     |               |               |               | -            |
| Geo Young & Sons                            |                     |                   |                     |                     |                       |                       |                     |                     |                     |               |               |               | -            |
| Concrete Removal Project                    |                     |                   |                     |                     |                       |                       |                     |                     |                     |               |               |               | -            |
| Transfers to 2011 Debt Certificate Acct     |                     |                   |                     |                     |                       |                       | 404,678.13          |                     |                     |               |               |               | 404,678.13   |
| Canton Harvester Inn                        |                     |                   |                     |                     |                       |                       |                     |                     |                     |               |               |               | -            |
| Cook Canton Real Estate                     |                     |                   |                     |                     |                       |                       |                     |                     |                     |               |               |               | -            |
| Hoerr Const                                 |                     |                   |                     |                     |                       |                       |                     |                     |                     |               |               |               | -            |
| Fulton Co Treasurer                         |                     |                   |                     |                     |                       |                       |                     |                     |                     |               |               |               | -            |
| Canton Union School                         |                     |                   |                     |                     |                       |                       |                     |                     |                     |               |               |               | -            |
| SRC-Employ Testing                          |                     |                   |                     |                     |                       |                       |                     |                     |                     |               |               |               | -            |
| Whitney & Assoc.                            |                     |                   |                     |                     |                       |                       |                     |                     |                     |               |               |               | -            |
| Bond Payment                                | 129,178.13          |                   |                     |                     |                       |                       |                     |                     |                     |               |               |               | 129,178.13   |
| Mileage-NR                                  |                     |                   |                     |                     |                       |                       |                     |                     |                     |               |               |               |              |
| Payment to Reduce GF Liability              |                     |                   |                     | 10,000.00           |                       |                       | 10,000.00           |                     |                     |               |               |               | 20,000.00    |
| <b>Total Expenses</b>                       | 129,178.13          | 46,500.00         | 1,024.85            | 10,000.00           | 5,350.50              | 27,269.67             | 416,222.63          | 73,108.38           | 1,620.00            | -             | -             | -             | 710,274.16   |
| <b>PROJECT INCOMES</b>                      |                     |                   |                     |                     |                       |                       |                     |                     |                     |               |               |               |              |
| Increment Received                          | 43,981.22           | 464,763.07        | 1,544.70            | 11,032.44           | 403,818.95            |                       | 76,447.51           | -                   |                     |               |               |               | 1,001,587.89 |
| Interest Income (.20%)                      | 49.02               | 34.25             | 101.43              | 115.19              | 108.28                | 174.95                | 169.84              | 104.85              | 112.86              |               |               |               | 970.67       |
| Misc Income                                 |                     |                   | 3,750.00            | 5,000.00            |                       | 500.00                | 37,977.15           | 500.00              | 250.00              |               |               |               | 47,977.15    |
| Transfers from TIF 1 Capital Imp.Investment |                     |                   |                     |                     |                       |                       |                     |                     |                     |               |               |               | -            |
| Due to General Fund                         |                     |                   |                     |                     |                       | -                     |                     |                     |                     |               |               |               | -            |
| Transfer from Debt Cert                     |                     |                   |                     |                     |                       |                       |                     |                     |                     |               |               |               | -            |
| Sale of 61 E Side Square                    |                     |                   |                     |                     |                       |                       |                     |                     |                     |               |               |               | -            |
| <b>Total Income</b>                         | 44,030.24           | 464,797.32        | 5,396.13            | 16,147.63           | 403,927.23            | 674.95                | 114,594.50          | 604.85              | 362.86              | -             | -             | -             | 1,050,535.71 |
| <b>Ending Balance</b>                       | <b>\$217,284.87</b> | <b>635,582.19</b> | <b>\$639,953.47</b> | <b>\$646,101.10</b> | <b>\$1,044,677.83</b> | <b>\$1,018,083.11</b> | <b>\$716,454.98</b> | <b>\$643,951.45</b> | <b>\$642,694.31</b> | <b>\$0.00</b> | <b>\$0.00</b> | <b>\$0.00</b> |              |

City of Canton  
TIF 2 - Supplemental Recap  
Jan-17

| Fund Name                | 2016        |              |              |              |              |              |              |              | 2017         |          |        |        | Total        |
|--------------------------|-------------|--------------|--------------|--------------|--------------|--------------|--------------|--------------|--------------|----------|--------|--------|--------------|
|                          | May         | June         | July         | August       | September    | October      | November     | December     | January      | February | March  | April  |              |
| <b>TIF 2 - Canton</b>    |             |              |              |              |              |              |              |              |              |          |        |        |              |
| Beginning Balance        | \$56,333.97 | \$97,999.00  | \$187,576.21 | \$191,469.38 | \$198,927.23 | \$275,888.55 | \$252,596.06 | \$284,634.74 | \$267,127.99 |          |        |        |              |
| <b>PROJECT EXPENSES</b>  |             |              |              |              |              |              |              |              |              |          |        |        |              |
| Engineer-Maurer Stutz    |             |              |              |              |              |              |              | 251.69       |              |          |        |        | \$251.69     |
| Legal-Beal               |             |              |              |              |              |              |              |              |              |          |        |        | \$0.00       |
| Legal-Jacob & Klein      |             |              |              |              | 695.60       |              |              |              |              |          |        |        | \$695.60     |
| Sidewalks                |             |              |              |              |              |              |              |              |              |          |        |        | \$0.00       |
| Redevelopment Agmt       |             |              |              |              |              | 23,337.69    |              | 14,232.21    |              |          |        |        | \$37,569.90  |
| Siesta Motel             |             |              |              | 13,469.00    |              |              |              | 3,292.12     | (753.00)     |          |        |        | \$16,008.12  |
| Private Proj. Annexation |             |              |              | 242.63       |              |              |              |              |              |          |        |        | \$242.63     |
| Miscellaneous            |             | 150.00       |              |              | 67.50        |              |              |              |              |          |        |        | \$217.50     |
| The Economic Devel Grp   |             |              |              |              | 2,782.40     |              |              |              |              |          |        |        | \$2,782.40   |
| Due from Gen Fund        |             |              |              |              |              |              |              |              |              |          |        |        | \$0.00       |
| G. Tucker                |             |              |              |              |              |              |              |              |              |          |        |        | \$0.00       |
| <b>Total Expenses</b>    | -           | 150.00       | -            | 13,711.63    | 3,545.50     | 23,337.69    | -            | 17,776.02    | (753.00)     | -        | -      | -      | \$57,767.84  |
| <b>PROJECT INCOME</b>    |             |              |              |              |              |              |              |              |              |          |        |        |              |
| Tax Increment Recd       | 41,654.92   | 89,710.59    | 3,863.34     | 21,135.25    | 80,473.78    | -            | 6,933.13     |              |              |          |        |        | 243,771.01   |
| Due to TIF 1             |             |              |              |              |              |              |              |              |              |          |        |        | -            |
| Due to General Fund      |             |              |              |              |              |              |              | 223.92       |              |          |        |        | 223.92       |
| Interest Income (.20%)   | 10.11       | 16.62        | 29.83        | 34.23        | 33.04        | 45.20        | 43.20        | 45.35        | 46.97        |          |        |        | 304.55       |
| Siesta Property Sale     |             |              |              |              |              |              | 24,322.00    |              |              |          |        |        |              |
| Miscellaneous Income     |             |              |              |              |              |              | 740.35       |              |              |          |        |        |              |
| <b>Total Income</b>      | 41,665.03   | 89,727.21    | 3,893.17     | 21,169.48    | 80,506.82    | 45.20        | 32,038.68    | 269.27       | 46.97        | -        | -      | -      | \$269,361.83 |
| <b>Ending Balance</b>    | \$97,999.00 | \$187,576.21 | \$191,469.38 | \$198,927.23 | \$275,888.55 | \$252,596.06 | \$284,634.74 | \$267,127.99 | \$267,927.96 | \$0.00   | \$0.00 | \$0.00 |              |

**City of Canton  
Property Tax - Supplemental Recap**

| Fund Name         | Deposited To        | 2016                 |                        |                     |                      |                        |             |             |                      | 2017        |             |             |             | Total       |                     |
|-------------------|---------------------|----------------------|------------------------|---------------------|----------------------|------------------------|-------------|-------------|----------------------|-------------|-------------|-------------|-------------|-------------|---------------------|
|                   |                     | May                  | June                   | July                | Aug                  | Sept                   | Oct         | Nov         | Dec                  | Jan         | Feb         | Mar         | Apr         |             |                     |
| Corporate         | General             | -                    | -                      | -                   | -                    | -                      | -           | -           | -                    | -           | -           | -           | -           | -           | -                   |
| IMRF              | IMRF                | 88,911.85            | 246,918.41             | 16,677.82           | 50,361.39            | 179,462.27             | -           | -           | 20,127.81            | -           | -           | -           | -           | -           | 602,459.55          |
| Fire Protection   | General             | 14,821.66            | 41,161.46              | 2,780.19            | 8,395.27             | 29,916.48              | -           | -           | 3,355.31             | -           | -           | -           | -           | -           | 100,430.37          |
| Fire Pension      | Fire Pension        | 86,693.20            | 240,756.96             | 16,261.64           | 49,104.70            | 174,984.10             | -           | -           | 19,625.48            | -           | -           | -           | -           | -           | 587,426.08          |
| Police Protection | General             | 9,638.36             | 26,766.81              | 1,807.92            | 5,459.35             | 19,454.33              | -           | -           | 2,181.92             | -           | -           | -           | -           | -           | 65,308.69           |
| Police Pension    | Police Pension      | 55,576.41            | 154,342.06             | 10,424.85           | 31,479.54            | 112,177.05             | -           | -           | 12,581.32            | -           | -           | -           | -           | -           | 376,581.23          |
| Cemetery          | Cemetery            | 2,964.25             | 8,232.08               | 556.02              | 1,679.01             | 5,983.13               | -           | -           | 671.06               | -           | -           | -           | -           | -           | 20,085.55           |
| Audit             | Audit               | 2,964.25             | 8,232.08               | 556.02              | 1,679.01             | 5,983.13               | -           | -           | 671.06               | -           | -           | -           | -           | -           | 20,085.55           |
| Tort-Liability    | Liability Insurance | 38,925.41            | 108,100.34             | 7,301.51            | 22,048.11            | 78,568.21              | -           | -           | 8,811.84             | -           | -           | -           | -           | -           | 263,755.42          |
| Civil Defense     | Civil Defense       | 542.08               | 1,505.40               | 101.68              | 307.04               | 1,094.12               | -           | -           | 122.72               | -           | -           | -           | -           | -           | 3,673.04            |
| Social Security   | Social Security     | 51,866.96            | 144,040.49             | 9,729.03            | 29,378.44            | 104,689.79             | -           | -           | 11,741.58            | -           | -           | -           | -           | -           | 351,446.29          |
| Unemployment Ins  | Unemployment Ins    | 3,709.46             | 10,301.58              | 695.81              | 2,101.10             | 7,487.28               | -           | -           | 839.71               | -           | -           | -           | -           | -           | 25,134.94           |
| Workers Comp      | Workers Comp        | 37,045.30            | 102,879.04             | 6,948.84            | 20,983.17            | 74,773.30              | -           | -           | 8,386.26             | -           | -           | -           | -           | -           | 251,015.91          |
| Road & Bridge     | General             | 8,025.46             | 23,996.81              | 1,655.58            | 4,589.39             | 17,010.20              | -           | -           | 1,937.91             | -           | -           | -           | -           | -           | 57,215.35           |
| Corporate-IH      | TIF-Canton 1        | 43,981.22            | 464,763.07             | 1,544.70            | 11,032.44            | 403,818.95             | -           | -           | 76,447.51            | -           | -           | -           | -           | -           | 1,001,587.89        |
| Corporate         | TIF-Canton 2        | 41,654.92            | 86,685.59              | 3,863.34            | 21,135.25            | 80,473.78              | -           | -           | 6,120.50             | -           | -           | -           | -           | -           | 239,933.38          |
|                   | <b>Total</b>        | <b>\$ 487,320.79</b> | <b>\$ 1,668,682.18</b> | <b>\$ 80,904.95</b> | <b>\$ 259,733.21</b> | <b>\$ 1,295,876.12</b> | <b>\$ -</b> | <b>\$ -</b> | <b>\$ 173,621.99</b> | <b>\$ -</b> | <b>\$ -</b> | <b>\$ -</b> | <b>\$ -</b> | <b>\$ -</b> | <b>3,966,139.24</b> |



\*\*\*Excludes TIF 1 and TIF 2

**Total Levy**

|            |              |
|------------|--------------|
| Collected  | 2,724,617.97 |
| Receivable | (285.35)     |

**TIF 1**

|            |                 |
|------------|-----------------|
| Collected  | \$ 1,001,587.89 |
| Receivable | \$ 10,114.89    |

**TIF 2**

|            |               |
|------------|---------------|
| Collected  | \$ 239,933.38 |
| Receivable | \$ 6,732.42   |

This recap shows the details of the property tax levy disbursements, along with pie charts indicating the status of the property tax disbursements.