

**City of Canton**  
**Treasurer's Report**  
**Month Ending February 28, 2017**

Prepared by: Treasurer, Crystal Wilkinson

**City of Canton**  
**Summary of Monthly Inflows/Outflows - Supplemental Recap**  
**February-17**

<b>Fund Number</b>	<b>001</b>	<b>010</b>	<b>**020</b>	<b>**030</b>	<b>**040</b>	<b>050</b>	<b>051</b>	<b>052</b>
<b>Fund Name</b>	<b>General Fund</b>	<b>Hotel/Motel</b>	<b>Workers Comp</b>	<b>Liability Insurance</b>	<b>Unemploy Ins</b>	<b>Video Gaming</b>	<b>Demolition</b>	<b>Sidewalk Program</b>
Beginning Balance	\$ 619,601.83	\$ 40,869.11	\$ (143,028.33)	\$ 17,976.63	\$ 10,722.91	\$ -	\$47,049.91	\$ 93,192.98
Cash Inflows	679,395.98	4,435.35	-			\$14,517.32	\$4,935.88	9,581.44
Cash Outflows	680,091.01		-	1,000.00	5,483.79	\$14,517.32	\$36,705.94	4,790.72
Net Cash In/(Out) Mo.	(695.03)	4,435.35	-	(1,000.00)	(5,483.79)	-	-\$31,770.06	4,790.72
<b>Ending Balance</b>	<b>\$ 618,906.80</b>	<b>\$ 45,304.46</b>	<b>\$ (143,028.33)</b>	<b>\$ 16,976.63</b>	<b>\$ 5,239.12</b>	<b>\$0.00</b>	<b>\$15,279.85</b>	<b>\$ 97,983.70</b>

<b>Fund Number</b>	<b>072</b>	<b>11121</b>	<b>**110</b>	<b>**120</b>	<b>**130</b>	<b>140</b>	<b>150</b>	<b>171</b>	<b>172</b>
<b>Fund Name</b>	<b>Vehicle</b>	<b>Tech. Rescue</b>	<b>ESDA</b>	<b>Social Security</b>	<b>IMRF</b>	<b>Working Cash</b>	<b>Audit</b>	<b>Fed Asset Forf</b>	<b>Non-Federal Forfeiture</b>
Beginning Balance	\$ 4,037.96	\$ 34,267.61	\$ (73,557.20)	\$ (190,118.12)	\$ 738,282.34	\$ 95,447.81	\$ (2,675.85)	\$ 40,585.03	\$ 11,557.00
Cash Inflows	\$135.00				25,751.01				\$9.74
Cash Outflows				20,608.68	64,145.70				
Net Cash In/(Out) Mo.	\$135.00	\$0.00	\$0.00	-\$20,608.68	(38,394.69)	\$0.00	-	-	\$9.74
<b>Ending Balance</b>	<b>\$ 4,172.96</b>	<b>\$ 34,267.61</b>	<b>\$ (73,557.20)</b>	<b>\$ (210,726.80)</b>	<b>\$ 699,887.65</b>	<b>\$ 95,447.81</b>	<b>\$ (2,675.85)</b>	<b>\$ 40,585.03</b>	<b>\$ 11,566.74</b>

<b>Fund Number</b>	<b>174</b>	<b>175</b>	<b>199</b>	<b>200</b>	<b>201</b>	<b>202</b>	<b>300</b>	<b>310</b>	<b>370</b>
<b>Fund Name</b>	<b>DUI</b>	<b>Bond Fees</b>	<b>DCCA Rev Loan</b>	<b>Motor Fuel Tax</b>	<b>TIF - Canton 1</b>	<b>TIF - Canton 2</b>	<b>Water &amp; Sewer</b>	<b>Lake Development</b>	<b>Cemetery</b>
Beginning Balance	\$ 5,046.73	\$ 1,327.94	\$ 44,892.59	\$ 325,613.17	\$ 642,694.31	\$ 267,927.96	\$ 476,415.34	\$ 49,272.75	\$ 29,516.00
Cash Inflows	260.00	\$140.00	1,651.67	33,212.97	348.56	41.11	517,937.52	45.37	4,054.54
Cash Outflows					4,322.50		556,486.46	1,898.58	11,201.20
Net Cash In/(Out) Mo.	260.00	\$140.00	1,651.67	33,212.97	(3,973.94)	41.11	(38,548.94)	(1,853.21)	(7,146.66)
<b>Ending Balance</b>	<b>\$ 5,306.73</b>	<b>\$ 1,467.94</b>	<b>\$ 46,544.26</b>	<b>\$ 358,826.14</b>	<b>\$ 638,720.37</b>	<b>\$ 267,969.07</b>	<b>\$ 437,866.40</b>	<b>\$ 47,419.54</b>	<b>\$ 22,369.34</b>

**Pooled Cash Balance Funds 001-175**      **\$ 1,262,404.85**

**\*\*Dedicated Fund Cash**      **\$ 294,791.07**  
**Unrestricted Cash-GenFund 001**      **\$ 618,906.80**

City of Canton  
TIF 1 - Supplemental Recap

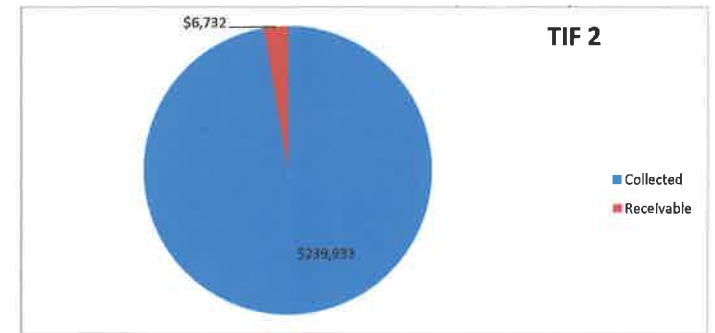
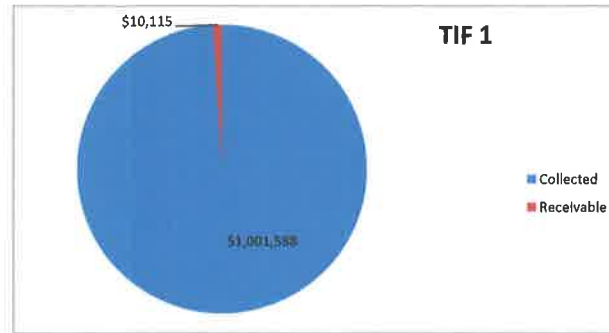
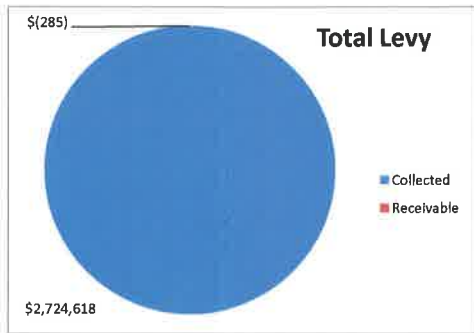
Fund Name	2016								2017				
	May	June	July	August	September	October	November	December	January	February	March	April	Total
<b>TIF - Canton 1</b>													
Beginning Balance	\$302,432.76	\$217,284.87	\$635,582.19	\$639,953.47	\$646,101.10	\$1,044,677.83	\$1,018,083.11	\$716,454.98	\$643,951.45	\$642,694.31			
<b>PROJECT EXPENSES</b>													
SRPED-Spoon River Part		40,000.00											40,000.00
Engineer-Maurer Stutz							1,544.50	420.88	1,620.00	4,262.50			7,847.88
Environ Consulting (EOI)													-
The Economic Devel Group					4,280.40								4,280.40
Legal-Hinshaw & Culbrtn													-
Legal-Jacob & Klein					1,070.10								1,070.10
Dally Ledger - Adv													-
Harvester Appraisal		6,500.00											6,500.00
Miscellenaous								27.00		60.00			87.00
IEPA			1,024.85			209.15		71,338.00					72,572.00
Landscape and Lighting													
Spoon River College								1,349.50					1,349.50
Redeve/AnnexationAgr						27,033.52							27,033.52
Ful Co Treas-46 W Chestnut St.													-
Geo Young & Sons													-
Concrete Removal Project													-
Transfers to 2011 Debt Certificate Acct							404,678.13						404,678.13
Canton Harvester Inn													-
Cook Canton Real Estate													-
Hoerr Const													-
Fulton Co Treasurer													-
Canton Unlon School													-
SRC-Employ Testing													-
Whitney & Assoc.													-
Bond Payment	129,178.13												129,178.13
Milleage-NR													
Payment to Reduce GF Liability				10,000.00			10,000.00						20,000.00
<b>Total Expenses</b>	129,178.13	46,500.00	1,024.85	10,000.00	5,350.50	27,269.67	416,222.63	73,108.38	1,620.00	4,322.50	-	-	714,596.66
<b>PROJECT INCOMES</b>													
Increment Received	43,981.22	464,763.07	1,544.70	11,032.44	403,818.95		76,447.51	-					1,001,587.89
Interest Income (.20%)	49.02	34.25	101.43	115.19	108.28	174.95	169.84	104.85	112.86	98.56			1,069.23
Misc Income			3,750.00	5,000.00		500.00	37,977.15	500.00	250.00	250.00			48,227.15
Transfers from TIF 1 Capital Imp.Investment													-
Due to General Fund													-
Transfer from Debt Cert													-
Sale of 61 E Side Square													-
<b>Total Income</b>	44,030.24	464,797.32	5,396.13	16,147.63	403,927.23	674.95	114,594.50	604.85	362.86	348.56	-	-	1,050,884.27
<b>Ending Balance</b>	<b>\$217,284.87</b>	<b>\$635,582.19</b>	<b>\$639,953.47</b>	<b>\$646,101.10</b>	<b>\$1,044,677.83</b>	<b>\$1,018,083.11</b>	<b>\$716,454.98</b>	<b>\$643,951.45</b>	<b>\$642,694.31</b>	<b>\$638,720.37</b>	<b>\$0.00</b>	<b>\$0.00</b>	

City of Canton  
TIF 2 - Supplemental Recap

Fund Name	2016								2017				Total
	May	June	July	August	September	October	November	December	January	February	March	April	
<b>TIF 2 - Canton</b>													
Beginning Balance	\$56,333.97	\$97,999.00	\$187,576.21	\$191,469.38	\$198,927.23	\$275,888.55	\$252,596.06	\$284,634.74	\$267,127.99	\$267,927.96			
<b>PROJECT EXPENSES</b>													
Engineer-Maurer Stutz								251.69					\$251.69
Legal-Beal													\$0.00
Legal-Jacob & Klein					695.60								\$695.60
Sidewalks													\$0.00
Redevelopment Agmt						23,337.69		14,232.21					\$37,569.90
Siesta Motel				13,469.00				3,292.12	(753.00)				\$16,008.12
Private Proj. Annexation				242.63									\$242.63
Miscellaneous		150.00			67.50								\$217.50
The Economic Devel Grp					2,782.40								\$2,782.40
Due from Gen Fund													\$0.00
G. Tucker													\$0.00
<b>Total Expenses</b>	-	150.00	-	13,711.63	3,545.50	23,337.69	-	17,776.02	(753.00)	-	-	-	\$57,767.84
<b>PROJECT INCOME</b>													
Tax Increment Recd	41,654.92	89,710.59	3,863.34	21,135.25	80,473.78	-	6,933.13						243,771.01
Due to TIF 1													-
Due to General Fund								223.92					223.92
Interest Income (.20%)	10.11	16.62	29.83	34.23	33.04	45.20	43.20	45.35	46.97	41.11			345.66
Siesta Property Sale							24,322.00						
Miscellaneous Income							740.35						
<b>Total Income</b>	41,665.03	89,727.21	3,893.17	21,169.48	80,506.82	45.20	32,038.68	269.27	46.97	41.11	-	-	\$269,402.94
<b>Ending Balance</b>	<b>\$97,999.00</b>	<b>\$187,576.21</b>	<b>\$191,469.38</b>	<b>\$198,927.23</b>	<b>\$275,888.55</b>	<b>\$252,596.06</b>	<b>\$284,634.74</b>	<b>\$267,127.99</b>	<b>\$267,927.96</b>	<b>\$267,969.07</b>	<b>\$0.00</b>	<b>\$0.00</b>	

**City of Canton  
Property Tax - Supplemental Recap**

Fund Name	Deposited To	2016								2017				Total	
		May	June	July	Aug	Sept	Oct	Nov	Dec	Jan	Feb	Mar	Apr		
Corporate	General	-	-	-	-	-	-	-	-	-	-	-	-	-	-
IMRF	IMRF	88,911.85	246,918.41	16,677.82	50,361.39	179,462.27	-	20,127.81	-	-	-	-	-	-	602,459.55
Fire Protection	General	14,821.66	41,161.46	2,780.19	8,395.27	29,916.48	-	3,355.31	-	-	-	-	-	-	100,430.37
Fire Pension	Fire Pension	86,693.20	240,756.96	16,261.64	49,104.70	174,984.10	-	19,625.48	-	-	-	-	-	-	587,426.08
Police Protection	General	9,638.36	26,766.81	1,807.92	5,459.35	19,454.33	-	2,181.92	-	-	-	-	-	-	65,308.69
Police Pension	Police Pension	55,576.41	154,342.06	10,424.85	31,479.54	112,177.05	-	12,581.32	-	-	-	-	-	-	376,581.23
Cemetery	Cemetery	2,964.25	8,232.08	556.02	1,679.01	5,983.13	-	671.06	-	-	-	-	-	-	20,085.55
Audit	Audit	2,964.25	8,232.08	556.02	1,679.01	5,983.13	-	671.06	-	-	-	-	-	-	20,085.55
Tort-Liability	Liability Insurance	38,925.41	108,100.34	7,301.51	22,048.11	78,568.21	-	8,811.84	-	-	-	-	-	-	263,755.42
Civil Defense	Civil Defense	542.08	1,505.40	101.68	307.04	1,094.12	-	122.72	-	-	-	-	-	-	3,673.04
Social Security	Social Security	51,866.96	144,040.49	9,729.03	29,378.44	104,689.79	-	11,741.58	-	-	-	-	-	-	351,446.29
Unemployment Ins	Unemployment Ins	3,709.46	10,301.58	695.81	2,101.10	7,487.28	-	839.71	-	-	-	-	-	-	25,134.94
Workers Comp	Workers Comp	37,045.30	102,879.04	6,948.84	20,983.17	74,773.30	-	8,386.26	-	-	-	-	-	-	251,015.91
Road & Bridge	General	8,025.46	23,996.81	1,655.58	4,589.39	17,010.20	-	1,937.91	-	-	-	-	-	-	57,215.35
Corporate-IH	TIF-Canton 1	43,981.22	464,763.07	1,544.70	11,032.44	403,818.95	-	76,447.51	-	-	-	-	-	-	1,001,587.89
Corporate	TIF-Canton 2	41,654.92	86,685.59	3,863.34	21,135.25	80,473.78	-	6,120.50	-	-	-	-	-	-	239,933.38
	<b>Total</b>	<b>\$ 487,320.79</b>	<b>\$ 1,668,682.18</b>	<b>\$ 80,904.95</b>	<b>\$ 259,733.21</b>	<b>\$ 1,295,876.12</b>	<b>\$ -</b>	<b>\$ 173,621.99</b>	<b>\$ -</b>	<b>\$ -</b>	<b>\$ -</b>	<b>\$ -</b>	<b>\$ -</b>	<b>\$ -</b>	<b>3,966,139.24</b>



\*\*\*Excludes TIF 1 and TIF 2

**Total Levy**  
Collected 2,724,617.97  
Receivable (285.35)

**TIF 1**  
Collected \$ 1,001,587.89  
Receivable \$ 10,114.89

**TIF 2**  
Collected \$ 239,933.38  
Receivable \$ 6,732.42

This recap shows the details of the property tax levy disbursements, along with pie charts indicating the status of the property tax disbursements.