



City of Canton
Treasurer's Report
Month Ending February 28, 2018

Prepared by: Treasurer, Crystal Wilkinson

City of Canton
Summary of Monthly Inflows/Outflows - Supplemental Recap
February-18

Fund Number	001	010	**020	**030	**040	050	051	052
Fund Name	General Fund	Hotel/Motel	Workers Comp	Liability Insurance	Unemploy Ins	Video Gaming	Demolition	Sidewalk Program
Beginning Balance	\$ 1,079,965.84	\$ 39,247.89	\$ 6,746.73	\$ 87,612.80	\$ 20,134.75	\$ -	\$50,467.28	\$ 130,793.32
Cash Inflows	1,042,020.45	1,427.57		1,281.00	3,382.52	\$9,303.64	\$3,163.24	3,070.20
Cash Outflows	968,688.13	13,862.50	18,500.00	5,237.00	9,815.48	\$9,303.64		
Net Cash In/(Out) Mo.	73,332.32	(12,434.93)	(18,500.00)	(3,956.00)	(6,432.96)	-	\$3,163.24	3,070.20
Ending Balance	\$ 1,153,298.16	\$ 26,812.96	\$ (11,753.27)	\$ 83,656.80	\$ 13,701.79	\$0.00	\$53,630.52	\$ 133,863.52

Fund Number	072	**110	**120	**130	140	150	171	172
Fund Name	Vehicle	ESDA	Social Security	IMRF	Working Cash	Audit	Fed Asset Forf	Non-Federal Forfeiture
Beginning Balance	\$ 5,928.81	\$ (69,908.08)	\$ 2,402.31	\$ 819,643.97	\$ 95,447.81	\$ 13,014.79	\$ 23,876.52	\$ 11,838.03
Cash Inflows	\$175.00		9,743.43	34,502.39				\$39.98
Cash Outflows			29,227.34	64,051.72				
Net Cash In/(Out) Mo.	\$175.00	\$0.00	-\$19,483.91	(29,549.33)	\$0.00	-	-	\$39.98
Ending Balance	\$ 6,103.81	\$ (69,908.08)	\$ (17,081.60)	\$ 790,094.64	\$ 95,447.81	\$ 13,014.79	\$ 23,876.52	\$ 11,878.01

Fund Number	174	175	199	200	201	202	300	310	370
Fund Name	DUI	Bond Fees	DCCA Rev Loan	Motor Fuel Tax	TIF - Canton 1	TIF - Canton 2	Water & Sewer	Lake Development	Cemetery
Beginning Balance	\$ 9,924.73	\$ 4,995.47	\$ 62,072.16	\$ 387,948.35	\$ 770,827.40	\$ 506,704.35	\$ 443,398.21	\$ 78,550.08	\$ 17,575.65
Cash Inflows	544.00	\$260.00	2,105.74	33,328.08	117.27	77.74	5,184,540.88	48.26	1,032.83
Cash Outflows		\$500.43			18,028.44	165,366.18	636,035.45	3,086.89	9,636.21
Net Cash In/(Out) Mo.	544.00	-\$240.43	2,105.74	33,328.08	(17,911.17)	(165,288.44)	4,548,505.43	(3,038.63)	(8,603.38)
Ending Balance	\$ 10,468.73	\$ 4,755.04	\$ 64,177.90	\$ 421,276.43	\$ 752,916.23	\$ 341,415.91	\$ 4,991,903.64	\$ 75,511.45	\$ 8,972.27

Pooled Cash Balance Funds 001-175 \$ 2,321,860.15

**Dedicated Fund Cash \$ 788,710.28
Unrestricted Cash-GenFund 001 \$ 1,153,298.16

City of Canton
TIF 1 - Supplemental Recap

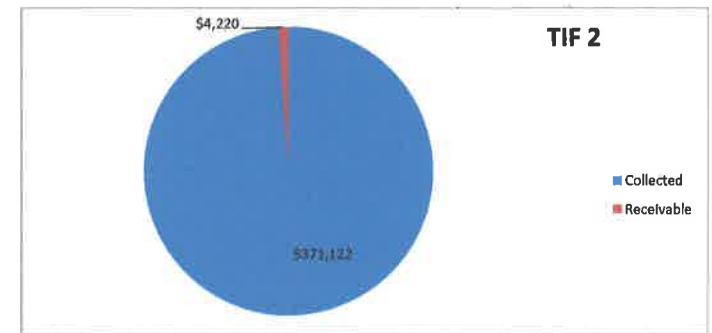
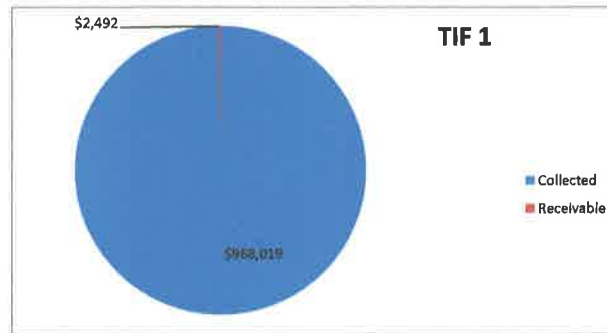
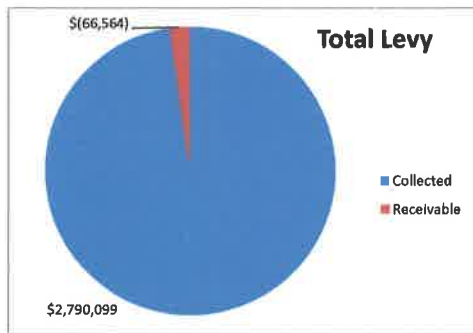
Fund Name	2017								2018				
	May	June	July	August	September	October	November	December	January	February	March	April	Total
TIF - Canton 1													
Beginning Balance	\$469,529.27	\$551,684.12	\$794,816.09	\$795,019.62	\$788,464.62	\$1,120,539.00	\$1,111,118.28	\$1,221,391.47	\$770,570.40	\$770,827.40			
PROJECT EXPENSES													
SRPED-Spoon River Part	10,000.00			10,000.00			10,000.00			10,000.00			40,000.00
Engineer-Maurer Stutz	718.25	1,816.87	3,659.25	772.44	1,994.74	2,344.61	1,713.87	4,421.16	280.50	5,233.78			22,955.47
Environ Consulting (EOI)			1,128.75		210.00	918.75							2,257.50
The Economic Devel Group		8,891.23			4,308.80	700.00				2,269.66			16,169.69
Legal-Hinshaw & Culbrtn													-
Legal-Jacob & Klein		3,750.00			1077.2	175.00				525.00			5,527.20
Dally Ledger - Adv													-
Harvester Appraisal													-
Miscellenaous/Adjustment		70.00					4,536.00	6,454.76	101.88				11,162.64
IEPA													-
Landscape and Lighting													-
Spoon River College													-
Redeve/AnnexationAgr					20,489.87	6,980.45							27,470.32
Ful Co Treas-46 W Chestnut St.													-
Geo Young & Sons													-
Concrete Removal Project													-
Transfers to 2011 Debt Certificate													-
Acct													-
Canton Harvester Inn													-
Cook Canton Real Estate													-
Hoerr Const													-
Fulton Co Treasurer													-
Canton Union School													-
SRC-Employ Testing													-
Whitney & Assoc.								353.00					353.00
Bond Payment		124,365.63						439,732.45					564,098.08
Mileage-NR													-
Payment to Reduce GF Liability	100,000.00												-
Total Expenses	110,718.25	138,893.73	4,788.00	10,772.44	28,080.61	11,118.81	16,249.87	450,961.37	382.38	18,028.44	-	-	789,993.90
PROJECT INCOMES													
Increment Received	92,270.10	381,946.54	3,856.72	4,308.80	359,526.27		126,335.33						968,243.76
Interest Income (.20%)	103.00	79.16	134.81	133.72	128.72	198.09	187.73	140.30	139.38	117.27			1,362.18
Misc Income	500.00		1,000.00		500.00	1,500.00			500.00				4,000.00
Transfers from TIF 1 Capital													-
Imp.Investment													-
Due to General Fund	100,000.00				-								100,000.00
Transfer from Debt Cert													-
Sale of 61 E Side Square													-
Total Income	192,873.10	382,025.70	4,991.53	4,442.52	360,154.99	1,698.09	126,523.06	140.30	639.38	117.27	-	-	1,073,605.94
Ending Balance	\$551,684.12	794,816.09	\$795,019.62	\$788,689.70	\$1,120,539.00	\$1,111,118.28	\$1,221,391.47	\$770,570.40	\$770,827.40	\$752,916.23	\$0.00	\$0.00	

City of Canton
TIF 2 - Supplemental Recap

Fund Name	2017								2018				Total
	May	June	July	August	September	October	November	December	January	February	March	April	
TIF 2 - Canton													
Beginning Balance	\$180,383.76	\$274,808.23	\$411,676.54	\$413,483.46	\$ 418,253.81	\$534,836.50	\$517,911.53	\$510,098.43	\$510,179.82	\$506,704.35			
PROJECT EXPENSES													
Engineer-Maurer Stutz	34.00	306.00	170.00	35.06	154.06	990.25	292.50						\$1,981.87
Legal-Beal													\$0.00
Legal-Jacob & Klein					700.20								\$700.20
Sidewalks													\$0.00
Redevelopment Agmt						16,028.32	20,000.00			143.62			\$36,171.94
Canton Crop Services									3,567.58				\$3,567.58
Private Proj. Annexation													\$0.00
Miscellaneous	90.00				281.93								\$371.93
The Economic Devel Grp					2,800.80								\$2,800.80
Due from Gen Fund													\$0.00
Fulton County Surplus										165,222.56			\$165,222.56
Total Expenses	124.00	306.00	170.00	35.06	3,936.99	17,018.57	20,292.50	-	3,567.58	165,366.18	-	-	\$210,816.88
PROJECT INCOME													
Tax Increment Recd	70,769.55	160,864.16	1,906.99	4,735.07	120,452.23		12,393.66						371,121.66
Due to TIF 1													-
Due to General Fund													-
Interest Income (.20%)	46.92	42.15	69.93	70.34	67.45	93.60	85.74	81.39	92.11	77.74			727.37
	124.00												
Miscellaneous Income	23,732.00												
Journal Entry	100,000.00												
Total Income	70,816.47	160,906.31	1,976.92	4,805.41	120,519.68	93.60	12,479.40	81.39	92.11	77.74	-	-	\$371,849.03
Ending Balance	\$251,076.23	\$435,408.54	\$413,483.46	\$418,253.81	\$534,836.50	\$517,911.53	\$510,098.43	\$510,179.82	\$506,704.35	\$341,415.91	\$0.00	\$0.00	

**City of Canton
Property Tax - Supplemental Recap**

Fund Name	Deposited To	2017								2018				Total	
		May	June	July	Aug	Sept	Oct	Nov	Dec	Jan	Feb	Mar	Apr		
Corporate	General	-	-	-	-	-	-	-	0.01	-	-	-	-	-	0.01
IMRF	IMRF	62,628.56	184,829.42	6,429.56	19,253.21	134,264.51	-	32,295.41	-	-	-	-	-	-	439,700.67
Fire Protection	General	15,665.28	46,231.39	1,608.22	4,815.81	33,583.58	-	8,078.06	-	-	-	-	-	-	109,982.34
Fire Pension	Fire Pension	85,387.97	251,996.91	8,766.07	26,249.84	183,056.52	-	52,109.68	-	-	-	-	-	-	607,566.99
Police Protection	General	9,962.65	29,401.78	1,022.78	3,062.71	21,358.14	-	5,137.41	-	-	-	-	-	-	69,945.47
Police Pension	Police Pension	54,794.98	161,710.90	5,625.34	16,844.99	117,470.64	-	28,255.89	-	-	-	-	-	-	384,702.74
Cemetery	Cemetery	3,203.45	9,454.01	328.87	984.79	6,867.61	-	1,651.91	-	-	-	-	-	-	22,490.64
Audit	Audit	3,203.45	9,454.01	328.87	984.79	6,867.61	-	1,651.91	-	-	-	-	-	-	22,490.64
Tort-Liability	Liability Insurance	43,054.45	127,062.24	4,420.04	13,235.73	92,301.03	-	22,201.68	-	-	-	-	-	-	302,275.17
Civil Defense	Civil Defense	519.76	1,533.92	53.36	159.80	1,114.27	-	268.01	-	-	-	-	-	-	3,649.12
Social Security	Social Security	56,925.18	167,997.55	5,844.03	17,499.86	122,037.40	-	29,354.36	-	-	-	-	-	-	399,658.38
Unemployment Ins	Unemployment Ins	4,561.96	13,463.24	468.34	1,402.43	9,780.01	-	2,352.40	-	-	-	-	-	-	32,028.38
Workers Comp	Workers Comp	47,683.83	140,724.50	4,895.30	14,658.89	102,225.61	-	24,588.93	-	-	-	-	-	-	334,777.06
Road & Bridge	General	8,376.03	26,110.07	910.13	2,594.89	18,527.46	-	4,313.16	-	-	-	-	-	-	60,831.74
Corporate-IH	TIF-Canton 1	92,270.10	381,946.54	3,856.72	4,083.72	359,526.27	-	126,335.33	-	-	-	-	-	-	968,018.68
Corporate	TIF-Canton 2	70,769.55	160,864.16	1,906.99	4,735.07	120,452.23	-	12,393.66	-	-	-	-	-	-	371,121.66
	Total	\$ 559,007.20	\$ 1,712,780.64	\$ 46,464.62	\$ 130,566.53	\$ 1,329,432.89	\$ -	\$ 350,987.81	\$ -	\$ -	\$ -	\$ -	\$ -	\$ -	4,129,239.69



***Excludes TIF 1 and TIF 2

Total Levy
 Collected 2,790,099.35
 Receivable (66,563.55)

TIF 1
 Collected \$ 968,018.68
 Receivable \$ 2,492.28

TIF 2
 Collected \$ 371,121.66
 Receivable \$ 4,220.14

This recap shows the details of the property tax levy disbursements, along with pie charts indicating the status of the property tax disbursements.