



City of Canton
Treasurer's Report
Month Ending April 30, 2017

Prepared by: Treasurer, Crystal Wilkinson

City of Canton
TIF 1 - Supplemental Recap

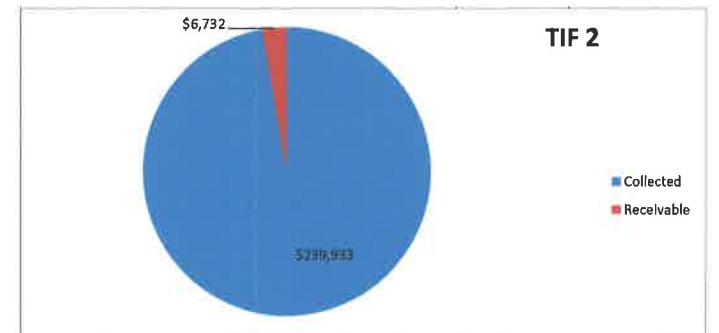
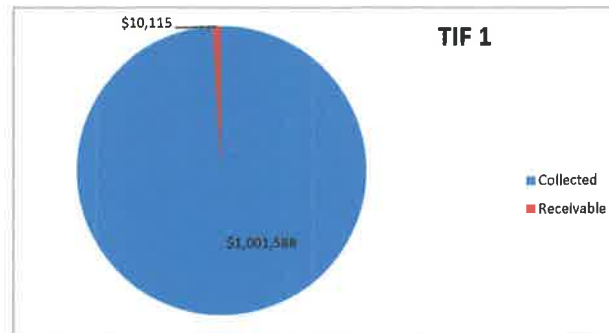
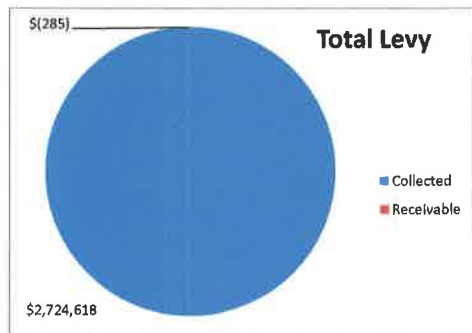
Fund Name	2016								2017				
	May	June	July	August	September	October	November	December	January	February	March	April	Total
TIF - Canton 1													
Beginning Balance	\$302,432.76	\$217,284.87	\$635,582.19	\$639,953.47	\$646,101.10	\$1,044,677.83	\$1,018,083.11	\$716,454.98	\$643,951.45	\$642,694.31	\$638,720.37	\$573,453.13	
PROJECT EXPENSES													
SRPED-Spoon River Part		40,000.00											40,000.00
Engineer-Maurer Stutz							1,544.50	420.88	1,620.00	4,262.50	1,164.38		9,012.26
Environ Consulting (EOI)													-
The Economic Devel Group					4,280.40						22,028.16		26,308.56
Legal-Hlnshaw & Culbrtn													-
Legal-Jacob & Klein					1,070.10						13,570.10		14,640.20
Dally Ledger - Adv												2,466.00	2,466.00
Harvester Appraisal		6,500.00											6,500.00
Miscellenaous/Adjustment								27.00		60.00		2,050.00	2,137.00
IEPA			1,024.85			209.15		71,338.00					72,572.00
Landscape and Lighting													
Spoon River College								1,349.50					1,349.50
Redeve/AnnexationAgr						27,033.52					28,859.92		55,893.44
Ful Co Treas-46 W Chestnut St.													-
Geo Young & Sons													-
Concrete Removal Project													-
Transfers to 2011 Debt Certificate Acct							404,678.13						404,678.13
Canton Harvester Inn													-
Cook Canton Real Estate													-
Hoerr Const													-
Fulton Co Treasurer													-
Canton Union School													-
SRC-Employ Testing													-
Whitney & Assoc.													-
Bond Payment	129,178.13												129,178.13
Mileage-NR													
Payment to Reduce GF Liability				10,000.00			10,000.00						20,000.00
Total Expenses	129,178.13	46,500.00	1,024.85	10,000.00	5,350.50	27,269.67	416,222.63	73,108.38	1,620.00	4,322.50	65,622.56	4,516.00	784,735.22
PROJECT INCOMES													
Increment Received	43,981.22	464,763.07	1,544.70	11,032.44	403,818.95		76,447.51	-					1,001,587.89
Interest Income (.20%)	49.02	34.25	101.43	115.19	108.28	174.95	169.84	104.85	112.86	98.56	105.32	92.14	1,266.69
Misc Income			3,750.00	5,000.00			500.00	37,977.15	500.00	250.00	250.00	500.00	48,977.15
Transfers from TIF 1 Capital Imp. Investment													-
Due to General Fund													-
Transfer from Debt Cert													-
Sale of 61 E Slide Square													-
Total Income	44,030.24	464,797.32	5,396.13	16,147.63	403,927.23	674.95	114,594.50	604.85	362.86	348.56	355.32	592.14	1,051,831.73
Ending Balance	\$217,284.87	\$635,582.19	\$639,953.47	\$646,101.10	\$1,044,677.83	\$1,018,083.11	\$716,454.98	\$643,951.45	\$642,694.31	\$638,720.37	\$573,453.13	\$569,529.27	

City of Canton
TIF 2 - Supplemental Recap

Fund Name	2016							2017				Total	
	May	June	July	August	September	October	November	December	January	February	March		April
TIF 2 - Canton													
Beginning Balance	\$56,333.97	\$97,999.00	\$187,576.21	\$191,469.38	\$198,927.23	\$275,888.55	\$252,596.06	\$284,634.74	\$267,127.99	\$267,927.96	\$267,969.07	\$256,612.39	
PROJECT EXPENSES													
Engineer-Maurer Stutz								251.69			98.81		\$350.50
Legal-Beal													\$0.00
Legal-Jacob & Klein					695.60						695.00		\$1,390.60
Sidewalks													\$0.00
Redevelopment Agmt						23,337.69		14,232.21			6,066.84		\$43,636.74
Siesta Motel				13,469.00				3,292.12	(753.00)				\$16,008.12
Private Proj. Annexation				242.63									\$242.63
Miscellaneous		150.00			67.50								\$217.50
The Economic Devel Grp					2,782.40						4,540.84		\$7,323.24
Due from Gen Fund													\$0.00
G. Tucker													\$0.00
Total Expenses	-	150.00	-	13,711.63	3,545.50	23,337.69	-	17,776.02	(753.00)	-	11,401.49	-	\$69,169.33
PROJECT INCOME													
Tax Increment Recd	41,654.92	89,710.59	3,863.34	21,135.25	80,473.78	-	6,933.13						243,771.01
Due to TIF 1													-
Due to General Fund								223.92					223.92
Interest Income (.20%)	10.11	16.62	29.83	34.23	33.04	45.20	43.20	45.35	46.97	41.11	44.81	39.37	429.84
Siesta Property Sale							24,322.00						
Miscellaneous Income							740.35						
Total Income	41,665.03	89,727.21	3,893.17	21,169.48	80,506.82	45.20	32,038.68	269.27	46.97	41.11	44.81	39.37	\$269,487.12
Ending Balance	\$97,999.00	\$187,576.21	\$191,469.38	\$198,927.23	\$275,888.55	\$252,596.06	\$284,634.74	\$267,127.99	\$267,927.96	\$267,969.07	\$256,612.39	\$256,651.76	

**City of Canton
Property Tax - Supplemental Recap**

Fund Name	Deposited To	2016								2017				Total	
		May	June	July	Aug	Sept	Oct	Nov	Dec	Jan	Feb	Mar	Apr		
Corporate	General	-	-	-	-	-	-	-	-	-	-	-	-	-	-
IMRF	IMRF	88,911.85	246,918.41	16,677.82	50,361.39	179,462.27	-	20,127.81	-	-	-	-	-	-	602,459.55
Fire Protection	General	14,821.66	41,161.46	2,780.19	8,395.27	29,916.48	-	3,355.31	-	-	-	-	-	-	100,430.37
Fire Pension	Fire Pension	86,693.20	240,756.96	16,261.64	49,104.70	174,984.10	-	19,625.48	-	-	-	-	-	-	587,426.08
Police Protection	General	9,638.36	26,766.81	1,807.92	5,459.35	19,454.33	-	2,181.92	-	-	-	-	-	-	65,308.69
Police Pension	Police Pension	55,576.41	154,342.06	10,424.85	31,479.54	112,177.05	-	12,581.32	-	-	-	-	-	-	376,581.23
Cemetery	Cemetery	2,964.25	8,232.08	556.02	1,679.01	5,983.13	-	671.06	-	-	-	-	-	-	20,085.55
Audit	Audit	2,964.25	8,232.08	556.02	1,679.01	5,983.13	-	671.06	-	-	-	-	-	-	20,085.55
Tort-Liability	Liability Insurance	38,925.41	108,100.34	7,301.51	22,048.11	78,568.21	-	8,811.84	-	-	-	-	-	-	263,755.42
Civil Defense	Civil Defense	542.08	1,505.40	101.68	307.04	1,094.12	-	122.72	-	-	-	-	-	-	3,673.04
Social Security	Social Security	51,866.96	144,040.49	9,729.03	29,378.44	104,689.79	-	11,741.58	-	-	-	-	-	-	351,446.29
Unemployment Ins	Unemployment Ins	3,709.46	10,301.58	695.81	2,101.10	7,487.28	-	839.71	-	-	-	-	-	-	25,134.94
Workers Comp	Workers Comp	37,045.30	102,879.04	6,948.84	20,983.17	74,773.30	-	8,386.26	-	-	-	-	-	-	251,015.91
Road & Bridge	General	8,025.46	23,996.81	1,655.58	4,589.39	17,010.20	-	1,937.91	-	-	-	-	-	-	57,215.35
Corporate-IH	TIF-Canton 1	43,981.22	464,763.07	1,544.70	11,032.44	403,818.95	-	76,447.51	-	-	-	-	-	-	1,001,587.89
Corporate	TIF-Canton 2	41,654.92	86,685.59	3,863.34	21,135.25	80,473.78	-	6,120.50	-	-	-	-	-	-	239,933.38
	Total	\$ 487,320.79	\$ 1,668,682.18	\$ 80,904.95	\$ 259,733.21	\$ 1,295,876.12	\$ -	\$ 173,621.99	\$ -	\$ -	\$ -	\$ -	\$ -	\$ -	3,966,139.24



***Excludes TIF 1 and TIF 2

Total Levy
Collected 2,724,617.97
Receivable (285.35)

TIF 1
Collected \$ 1,001,587.89
Receivable \$ 10,114.89

TIF 2
Collected \$ 239,933.38
Receivable \$ 6,732.42

This recap shows the details of the property tax levy disbursements, along with pie charts indicating the status of the property tax disbursements.