



**City of Canton
Treasurer's Report
Month Ending April 30, 2019**

Prepared by: Treasurer, Crystal Wilkinson

City of Canton
 Summary of Monthly Inflows/Outflows - Investment Savings
 April-19

Fund Number	001	001	001	201	201-Bond	300	300-75	300-76	300-77
Fund Name	Fire Technical Rescue	Garbage Depreciation Investment	Fire Capital Replacement	TIF1 Debt Certificate Pmt	TIF1 Capital Improvement	Water/ Sewer Epay-State of Illinois Investment	Water/Sewer Savings System Maint	Water/Sewer Savings For Water Plant	Water/Sewer Savings for Waste Water
Beginning Balance	\$ 42,688.50	\$ 319,671.92	\$ 49,568.88	\$ 43.49	\$ 21,959.17	\$ 168,377.94	\$127,136.39	\$ 238,590.49	\$ 252,764.15
Cash Inflows		842.00	15,099.50						
Cash Outflows									
Net Cash In/(Out) Mo.	-	842.00	15,099.50	-	-	-	-	-	-
Ending Balance	\$ 42,688.50	\$ 320,513.92	\$ 64,668.38	\$ 43.49	\$ 21,959.17	\$ 168,377.94	\$127,136.39	\$ 238,590.49	\$252,764.15

Fund Number	300	375	375	375	375	770	770	770	770
Fund Name	Water/Sewer Alternate Bond Savings	Cemetery Investment Account	Cemetery CD	Cemetery CD	Cemetery CD	Cemetery Fence Fund	Cemetery Trust	Orendorff Trust	Hildebrand Trust
Beginning Balance	\$ 1,261,993.52	\$ 42,084.62	\$ 386,988.42	\$ 50,000.00	\$ 50,000.00	\$ 1,547.12	\$ 6,754.58	\$ 5,000.00	\$ 1,000.00
Cash Inflows		2,300.00							
Cash Outflows									
Net Cash In/(Out) Mo.	-	2,300.00	\$0.00	\$0.00	\$0.00	\$0.00	\$0.00	\$0.00	\$0.00
Ending Balance	\$ 1,261,993.52	\$ 44,384.62	\$ 386,988.42	\$ 50,000.00	\$ 50,000.00	\$ 1,547.12	\$ 6,754.58	\$ 5,000.00	\$ 1,000.00

City of Canton
TIF 1 - Supplemental Recap

Fund Name	2018								2019				
	May	June	July	August	September	October	November	December	January	February	March	April	Total
TIF - Canton 1													
Beginning Balance	\$898,079.71	\$988,291.81	\$989,093.73	\$946,860.43	\$773,606.32	\$747,894.27	\$ 727,289.27	\$796,823.52	\$329,116.70	\$254,162.33	\$209,161.85	\$171,726.89	\$898,079.71
PROJECT EXPENSES													
SRPED-Spoon River Part	10,000.00						10,000.00						20,000.00
Engineer-Maurer Stutz	379.15		140.25	108.37		478.12	212.50	127.50		252.87		1,550.19	3,248.95
Environ Consulting (EOI)				262.50									262.50
The Economic Devel Group					4,389.60						6,400.38		10,789.98
Legal-Hinshaw & Culbrtn													-
Jacob & Klein					1097.4						1097.4		-
Daily Ledger - Adv													-
Project				1,291.73	237.07								1,528.80
Miscellenaous/Adjustment												224.36	224.36
IEPA													-
Landscape and Lighting													-
Spoon River College										3,220.00			3,220.00
Redeve/AnnexationAgr					1,377.57	19,868.56	5,391.21	2,500.00	75,000.00		1,177.50		105,314.84
Ful Co Treas-46 W Chestnut St.											18,220.76		18,220.76
Geo Young & Sons													-
Concrete Removal Project													-
Repayment to General Fund													-
Canton Harvester Inn				93,213.43							8,690.67		101,904.10
Cook Canton Real Estate			42,266.47	42,866.12						41,566.30			126,698.89
Hoerr Const													-
Fulton Co Treasurer				30,167.09	18,737.00								48,904.09
Canton Union School				5,510.29							1,881.30		7,391.59
SRC-Employ Testing													-
Whitney & Assoc.													-
Bond Payment Transfer	119,640.63	119,640.63						465,140.63					704,421.89
Adjustments		105.19											
Payment to Reduce GF Liability													
Total Expenses	130,019.78	119,745.82	42,406.72	173,419.53	25,838.64	20,346.68	15,603.71	467,768.13	75,000.00	45,039.17	\$37,468.01	1,774.55	1,154,430.74
PROJECT INCOMES													
Increment Received	219,083.92			-	-		85,014.29						304,098.21
Interest Income (.20%)	147.96	157.11	173.42	165.42	126.59	136.49	123.67	61.31					1,091.97
Misc Income	1,000.00	500.00											1,500.00
Transfers from TIF 1 Capital Imp.Investment													-
Due to General Fund													-
Transfer from Debt Cert		119,640.63											119,640.63
Repayment from TIF 2													-
Rental Income													-
Total Income	220,231.88	120,297.74	173.42	165.42	126.59	136.49	85,137.96	61.31	-	-	-	-	426,330.81
Ending Balance	\$988,291.81	\$988,843.73	\$946,860.43	\$773,606.32	\$747,894.27	\$727,684.08	\$796,823.52	\$329,116.70	\$254,116.70	\$209,123.16	\$171,693.84	\$169,952.34	\$169,979.78

City of Canton
TIF 2 - Supplemental Recap

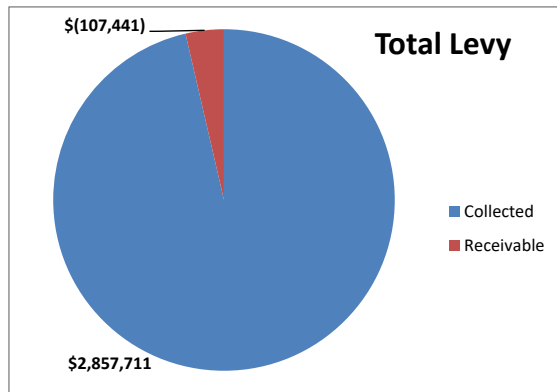
Fund Name	2018								2019				Total
	May	June	July	August	September	October	November	December	January	February	March	April	
TIF 2 - Canton													
Beginning Balance	\$ 160,843.37	\$190,433.89	\$355,297.85	\$364,935.17	\$ 385,942.75	\$532,355.43	\$ 516,909.29	\$527,905.03	\$527,994.70	\$528,084.39	\$521,676.88	\$341,154.59	\$ 160,843.37
PROJECT EXPENSES													
Engineer-Maurer Stutz											696.79	673.62	\$1,370.41
Forgivable Loan MGL Theatres													\$0.00
Legal-Jacob & Klein					713.30						713.30		\$1,426.60
Sidewalks													\$0.00
Redevelopment Agmt	6,540.43			322.58			4,956.82			6,488.04			\$18,307.87
Canton Crossing Corporation						15,542.40							\$15,542.40
Private Proj. Annexation													\$0.00
Miscellaneous												224.36	\$224.36
The Economic Devel Grp					2,853.20						4,572.64		\$7,425.84
Loan Pmt to TIF1													\$0.00
Loan Pmt to General Fund													\$0.00
Fulton County Surplus											174,622.29		\$174,622.29
Total Expenses	6,540.43	-	-	322.58	3,566.50	15,542.40	4,956.82	-	-	6,488.04	180,605.02	897.98	\$218,919.77
PROJECT INCOME													
Tax Increment Recd	36,103.75	164,832.78	9,574.72	21,267.95	149,919.47		15,864.91						397,563.58
Due to TIF 1													-
Due to General Fund													-
Interest Income (.20%)	27.20	31.18	62.60	62.21	59.71	96.26	87.65	89.67					516.48
Miscellaneous Income													
Journal Entry													
Total Income	36,130.95	164,863.96	9,637.32	21,330.16	149,979.18	96.26	15,952.56	89.67	-	-	-	-	\$398,080.06
Ending Balance	\$ 190,433.89	\$355,297.85	\$364,935.17	\$385,942.75	\$532,355.43	\$516,909.29	\$527,905.03	\$527,994.70	\$527,994.70	\$521,596.35	\$341,071.86	\$340,256.61	\$340,003.66

City of Canton
TIF 3 - Supplemental Recap

Fund Name	2018								2019				Total
	May	June	July	August	September	October	November	December	January	February	March	April	
TIF 3 - Canton													
Beginning Balance		\$25.76	\$2,585.96	\$3,250.12	\$ 4,025.88	\$6,728.08	\$ 6,909.14	\$7,889.60	\$8,642.97	\$6,808.21	\$7,558.21	\$7,480.96	
PROJECT EXPENSES													
Engineer-Maurer Stutz						72.25					327.25	1,119.87	\$1,519.37
Legal-Jacob & Klein						178.30							\$178.30
Private Proj. Annexation													\$0.00
Miscellaneous		2,691.15							2,084.76			224.36	\$5,000.27
The Economic Devel Grp						713.20							\$713.20
Fulton County Surplus													\$0.00
Adjustment			935.86										\$935.86
													\$0.00
Total Expenses	-	2,691.15	935.86	-	-	963.75	-	-	2,084.76	-	327.25	1,344.23	\$8,347.00
PROJECT INCOME													
Tax Increment Recd	23.76		850.02	25.76	1,952.20		230.46						3,082.20
Interest Income													-
Miscellaneous Income		2,691.15	750.00	750.00	750.00	750.00	750.00	750.00	250.00	750.00	250.00	250.00	8,691.15
Transfer													-
Total Income	23.76	2,691.15	1,600.02	775.76	2,702.20	750.00	980.46	750.00	250.00	750.00	250.00	250.00	\$11,773.35
Ending Balance	\$23.76	\$25.76	\$3,250.12	\$4,025.88	\$6,728.08	\$6,514.33	\$7,889.60	\$8,639.60	\$6,808.21	\$7,558.21	\$7,480.96	\$6,386.73	\$3,426.35

City of Canton
Property Tax - Supplemental Recap

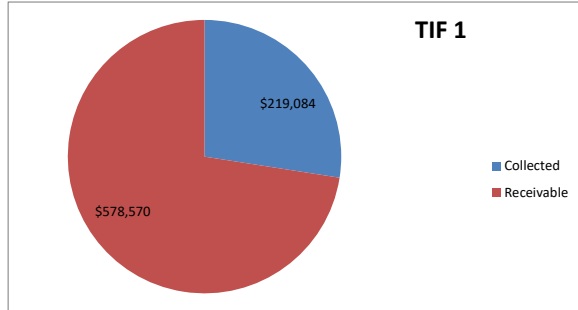
Fund Name	Deposited To	2018								2019				Total	
		May	June	July	Aug	Sept	Oct	Nov	Dec	Jan	Feb	Mar	Apr		
Corporate	General	0.01	(0.02)	-	-	-									(0.01)
IMRF	IMRF	60,954.92	189,109.04	12,152.91	20,750.49	148,170.44		26,271.90	-	-	-	-	-		457,409.70
Fire Protection	General	16,267.49	50,468.93	3,243.34	5,537.83	39,543.34		7,011.34	-	-	-	-	-		122,072.27
Fire Pension	Fire Pension	85,339.58	264,760.98	17,014.65	29,051.57	207,445.13		36,781.77	-	-	-	-	-		640,393.68
Police Protection	General	10,845.00	33,645.95	2,162.22	3,691.89	26,362.23		4,674.23	-	-	-	-	-		81,381.52
Police Pension	Police Pension	54,731.70	169,801.87	10,912.18	18,631.94	133,042.91		23,589.62	-	-	-	-	-		410,710.22
Cemetery	Cemetary	3,527.81	10,944.81	703.37	1,200.95	8,575.46		1,520.48	-	-	-	-	-		26,472.88
Audit	Audit	3,054.23	9,475.56	608.93	1,039.73	7,424.28		1,316.38	-	-	-	-	-		22,919.11
Tort-Liability	Liability Insurance	38,202.65	118,521.44	7,616.68	13,005.07	92,863.75		16,465.53	-	-	-	-	-		286,675.12
Civil Defense	Civil Defense	489.97	1,520.11	97.69	166.79	1,191.04		211.18	-	-	-	-	-		3,676.78
Social Security	Social Security	52,837.02	163,923.70	10,534.42	17,986.95	128,437.26		22,773.03	-	-	-	-	-		396,492.38
Unemployment Ins	Unemployment Ins	4,066.96	12,617.52	810.85	1,384.48	9,886.06		1,752.91	-	-	-	-	-		30,518.78
Workers Comp	Workers Comp	42,286.00	131,189.93	8,430.81	14,395.14	102,789.67		18,215.45	-	-	-	-	-		317,307.00
Road & Bridge	General	7,955.66	26,087.83	1,642.11	2,783.99	19,893.21		3,318.60	-	-	-	-	-		61,681.40
Corporate-IH	TIF-Canton 1	219,083.92	-	-	-	-		85,014.29	-	-	-	-	-		304,098.21
Corporate	TIF-Canton 2	36,103.75	164,832.78	9,574.72	21,267.95	149,919.47		15,864.91	-	-	-	-	-		397,563.58
Corporate	TIF -Canton3	25.76	2,585.96	850.02	25.76	1,952.20		230.46							5,670.16
	Total	\$ 635,772.43	\$ 1,349,486.39	\$ 86,354.90	\$ 150,920.53	\$ 1,077,496.45		\$ 265,012.08	###	###	###	###	-	3,565,042.78	



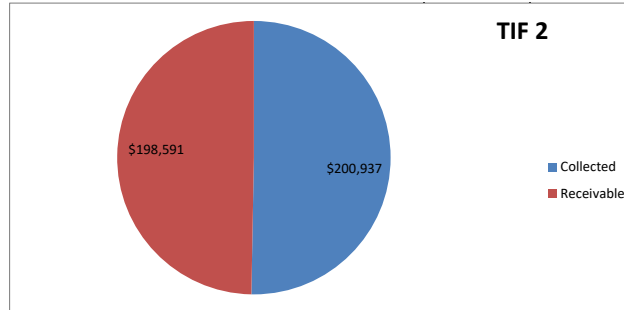
***Excludes TIF 1, TIF 2 and 3

Total Levy	
Collected	2,857,710.83
Receivable	(107,440.83)

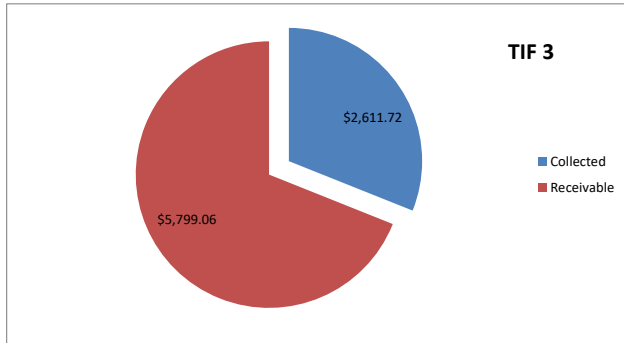
Property Tax Supplemental Recap TIF Charts



TIF 1	
Collected	\$ 219,083.92
Receivable	\$ 578,570.34



TIF 2	
Collected	\$ 200,936.53
Receivable	\$ 198,591.09



TIF 3	
Collected	\$ 2,611.72
Receivable	\$ 5,799.06

This recap shows the details of the property tax levy disbursements, along with pie charts indicating the status of the property tax disbursements.

\$ 797,654.26	Total Extension (Canton 1 TIF)
<u>\$ 219,083.92</u>	Total Collected
\$ 578,570.34	Amount Remaining
27.47%	Received
\$ 399,527.62	Total Extension (Canton 2 TIF)
<u>\$ 200,936.53</u>	Total Collected
\$ 198,591.09	Amount Remaining
50.29%	Received
\$ 5,799.06	Total Extension (Canton 3 TIF)
<u>\$ 2,611.72</u>	Total Collected
\$ 3,187.34	Amount Remaining
45.04%	Received