



**City of Canton**  
**Treasurer's Report**  
**Month Ending June 30, 2017**

**Prepared by: Treasurer, Crystal Wilkinson**

City of Canton  
 Summary of Monthly Inflows/Outflows - Supplemental Recap  
 June-17

Fund Number	001	010	**020	**030	**040	050	051	052
Fund Name	General Fund	Hotel/Motel	Workers Comp	Liability Insurance	Unemploy Ins	Video Gaming	Demolition	Sidewalk Program
Beginning Balance	\$ 546,725.79	\$ 33,028.13	\$ (113,846.50)	\$ 18,031.08	\$ 907.38	\$ -	\$24,345.56	\$ 110,585.14
Cash Inflows	843,972.76	5,511.40	140,724.50	127,062.24	13,463.24	\$9,306.03	\$3,164.05	3,070.99
Cash Outflows	672,098.25		37,000.00	41,926.50	155.74	\$9,306.03	\$0.00	-
Net Cash In/(Out) Mo.	171,874.51	5,511.40	103,724.50	85,135.74	13,307.50	-	\$3,164.05	3,070.99
Ending Balance	\$ 718,600.30	\$ 38,539.53	\$ (10,122.00)	\$ 103,166.82	\$ 14,214.88	\$0.00	\$27,509.61	\$ 113,656.13

Fund Number	072	**110	**120	**130	140	150	171	172
Fund Name	Vehicle	ESDA	Social Security	IMRF	Working Cash	Audit	Fed Asset Forf	Non-Federal Forfeiture
Beginning Balance	\$ 4,599.56	\$ (73,037.44)	\$ (169,574.23)	\$ 717,075.16	\$ 95,447.81	\$ 8,527.60	\$ 40,621.91	\$ 11,809.93
Cash Inflows	\$0.00	\$1,533.92	167,997.55	211,872.51		9,454.01		\$0.00
Cash Outflows	\$0.00	\$0.00	21,049.57	69,065.93		\$0.00	\$0.00	\$0.00
Net Cash In/(Out) Mo.	\$0.00	\$1,533.92	\$146,947.98	142,806.58	\$0.00	9,454.01	-	\$0.00
Ending Balance	\$ 4,599.56	\$ (71,503.52)	\$ (22,626.25)	\$ 859,881.74	\$ 95,447.81	\$ 17,981.61	\$ 40,621.91	\$ 11,809.93

Fund Number	174	175	199	200	201	202	300	310	370
Fund Name	DUI	Bond Fees	DCCA Rev Loan	Motor Fuel Tax	TIF - Canton 1	TIF - Canton 2	Water & Sewer	Lake Development	Cemetery
Beginning Balance	\$ 7,061.73	\$ 2,437.94	\$ 50,676.55	\$ 400,745.63	\$ 551,684.12	\$ 274,808.23	\$ 464,921.93	\$ 62,431.30	\$ 9,972.50
Cash Inflows	-	\$340.00	599.24	32,715.78	382,025.70	160,906.31	492,077.16	15,948.88	5,534.37
Cash Outflows	\$0.00	\$0.00	\$0.00	-	138,893.73	306.00	733,771.58	1,028.08	2,793.38
Net Cash In/(Out) Mo.	-	\$340.00	599.24	32,715.78	243,131.97	160,600.31	(241,694.42)	14,920.80	2,740.99
Ending Balance	\$ 7,061.73	\$ 2,777.94	\$ 51,275.79	\$ 433,461.41	\$ 794,816.09	\$ 435,408.54	\$ 223,227.51	\$ 77,352.10	\$ 12,713.49

Pooled Cash Balance Funds 001-175                     \$ 1,951,617.73

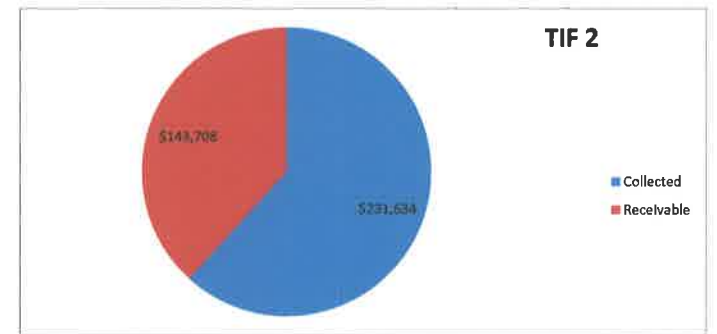
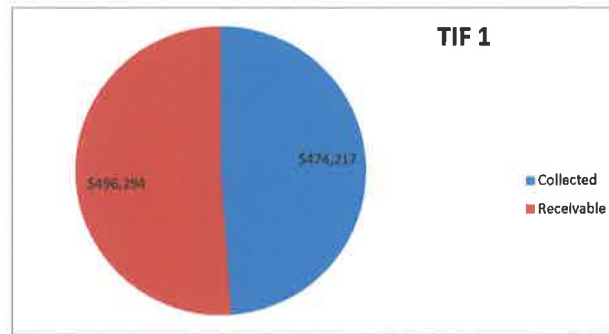
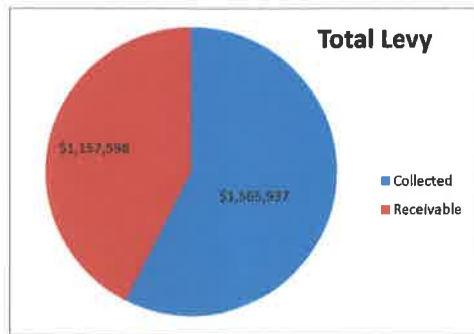
\*\*Dedicated Fund Cash   \$ 873,011.67  
 Unrestricted Cash-GenFund 001                                 \$ 718,600.30





**City of Canton  
Property Tax - Supplemental Recap**

Fund Name	Deposited To	2017								2018				Total	
		May	June	July	Aug	Sept	Oct	Nov	Dec	Jan	Feb	Mar	Apr		
Corporate	General	-	-	-	-	-	-	-	-	-	-	-	-	-	-
IMRF	IMRF	62,628.56	184,829.42												247,457.98
Fire Protection	General	15,665.28	46,231.39												61,896.67
Fire Pension	Fire Pension	85,387.97	251,996.91												337,384.88
Police Protection	General	9,962.65	29,401.78												39,364.43
Police Pension	Police Pension	54,794.98	161,710.90												216,505.88
Cemetery	Cemetery	3,203.45	9,454.01												12,657.46
Audit	Audit	3,203.45	9,454.01												12,657.46
Tort-Liability	Liability Insurance	43,054.45	127,062.24												170,116.69
Civil Defense	Civil Defense	519.76	1,533.92												2,053.68
Social Security	Social Security	56,925.18	167,997.55												224,922.73
Unemployment Ins	Unemployment Ins	4,561.96	13,463.24												18,025.20
Workers Comp	Workers Comp	47,683.83	140,724.50												188,408.33
Road & Bridge	General	8,376.03	26,110.07												34,486.10
Corporate-IH	TIF-Canton 1	92,270.10	381,946.54												474,216.64
Corporate	TIF-Canton 2	70,769.55	160,864.16												231,633.71
	<b>Total</b>	<b>\$ 559,007.20</b>	<b>\$ 1,712,780.64</b>	<b>\$ -</b>	<b>\$ -</b>	<b>\$ -</b>	<b>\$ -</b>	<b>\$ -</b>	<b>\$ -</b>	<b>\$ -</b>	<b>\$ -</b>	<b>\$ -</b>	<b>\$ -</b>	<b>\$ -</b>	<b>2,271,787.84</b>



\*\*\*Excludes TIF 1 and TIF 2

**Total Levy**  
 Collected 1,565,937.49  
 Receivable 1,157,598.31

**TIF 1**  
 Collected \$ 474,216.64  
 Receivable \$ 496,294.32

**TIF 2**  
 Collected \$ 231,633.71  
 Receivable \$ 143,708.09

This recap shows the details of the property tax levy disbursements, along with pie charts indicating the status of the property tax disbursements.