



**City of Canton
Treasurer's Report
Month Ending June 30 2019**

Prepared by: Treasurer, Crystal Wilkinson

City of Canton
 Summary of Monthly Inflows/Outflows - Investment Savings
 June-19

Fund Number	001	001	001	201	201-Bond	300	300-75	300-76	300-77
Fund Name	Fire Technical Rescue	Garbage Depreciation Investment	Fire Capital Replacement	TIF1 Debt Certificate Pmt	TIF1 Capital Improvement	Water/ Sewer Epay-State of Illinois Investment	Water/Sewer Savings System Maint	Water/Sewer Savings For Water Plant	Water/Sewer Savings for Waste Water
Beginning Balance	\$ 42,746.27	\$ 389,724.85	\$ 64,683.38	\$ 114,336.62	\$ 20,995.33	\$ 175,020.59	\$144,559.59	\$ 356,461.20	\$ 270,171.72
Cash Inflows			55.00						
Cash Outflows				114,293.13					
Net Cash In/(Out) Mo.	-	-	55.00	(114,293.13)	-	-	-	-	-
Ending Balance	\$ 42,746.27	\$ 389,724.85	\$ 64,738.38	\$ 43.49	\$ 20,995.33	\$ 175,020.59	\$144,559.59	\$ 356,461.20	\$270,171.72

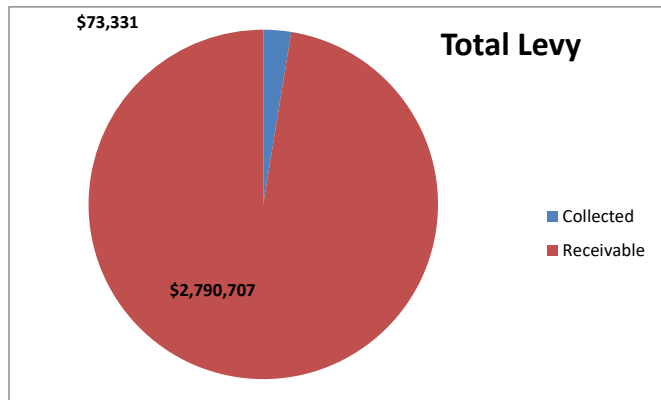
Fund Number	300	375	375	375	375	770	770	770	770
Fund Name	Water/Sewer Alternate Bond Savings	Cemetery Investment Account	Cemetery CD	Cemetery CD	Cemetery CD	Cemetery Fence Fund	Cemetery Trust	Orendorff Trust	Hildebrand Trust
Beginning Balance	\$ 1,662,361.79	\$ 44,395.68	\$ 386,988.42	\$ 50,000.00	\$ 50,000.00	\$ 1,547.12	\$ 6,755.93	\$ 5,000.00	\$ 1,000.00
Cash Inflows		400.00							
Cash Outflows	105,242.50								
Net Cash In/(Out) Mo.	(105,242.50)	400.00	\$0.00	\$0.00	\$0.00	\$0.00	\$0.00	\$0.00	\$0.00
Ending Balance	\$ 1,557,119.29	\$ 44,795.68	\$ 386,988.42	\$ 50,000.00	\$ 50,000.00	\$ 1,547.12	\$ 6,755.93	\$ 5,000.00	\$ 1,000.00

City of Canton
TIF 3 - Supplemental Recap

Fund Name	2019								2020				Total
	May	June	July	August	September	October	November	December	January	February	March	April	
TIF 3 - Canton													
Beginning Balance	\$6,386.73	\$5,664.73											
PROJECT EXPENSES													
Engineer-Maurer Stutz	565.00	719.25											\$1,284.25
Legal-Jacob & Klein	181.40	2,500.00											\$2,681.40
Private Proj. Annexation													\$0.00
Miscellaneous		45.00											\$45.00
The Economic Devel Grp	725.60	2,500.00											\$3,225.60
Fulton County Surplus Adjustment													\$0.00
Total Expenses	1,472.00	5,764.25	-	-	-	-	-	-	-	-	-	-	\$7,236.25
PROJECT INCOME													
Tax Increment Recd		211.22											211.22
Interest Income													-
Miscellaneous Income	750.00	1,000.00											1,750.00
Transfer													-
Total Income		1,211.22											\$1,211.22
Ending Balance	\$4,914.73	\$1,111.70	\$0.00	\$0.00	\$0.00	\$0.00	\$0.00	\$0.00	\$0.00	\$0.00	\$0.00	\$0.00	(\$6,025.03)

**City of Canton
Property Tax - Supplemental Recap**

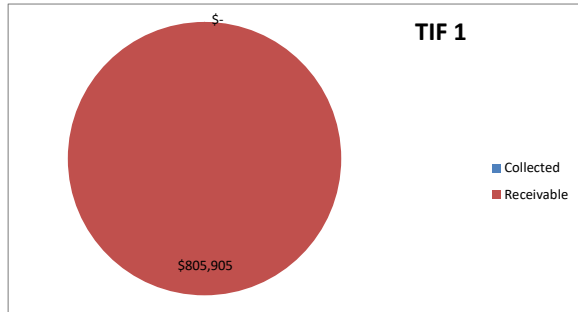
Fund Name	Deposited To	Total Expected Levy	2019								2020				Total
			May	June	July	Aug	Sept	Oct	Nov	Dec	Jan	Feb	Mar	Apr	
Corporate	General	\$0.00			-	-	-								-
IMRF	IMRF	\$375,079.56	-	9,612.16											9,612.16
Fire Protection	General	\$120,011.13	-	3,075.49											3,075.49
Fire Pension	Fire Pension	\$750,039.71	-	19,220.95											19,220.95
Police Protection	General	\$80,007.42	-	2,050.30											2,050.30
Police Pension	Police Pension	\$487,567.61	-	12,494.69											12,494.69
Cemetery	Cemetery	\$29,017.62	-	743.63											743.63
Audit	Audit	\$22,569.26	-	578.35											578.35
Tort-Liability	Liability Insurance	\$250,053.04	-	6,408.01											6,408.01
Civil Defense	Civil Defense	\$3,701.84	-	94.83											94.83
Social Security	Social Security	\$350,002.61	-	8,969.37											8,969.37
Unemployment Ins	Unemployment Ins	\$22,569.26	-	578.35											578.35
Workers Comp	Workers Comp	\$300,087.53	-	7,690.23											7,690.23
Road & Bridge	General	\$0.00	-	1,814.83											1,814.83
	Total Funds	\$2,790,706.59		73,331.19											
	TIF Funds														
Corporate-IH	TIF-Canton 1	\$805,904.50	-	715.92											715.92
Corporate	TIF-Canton 2	\$414,636.68	-	2,463.25											2,463.25
Corporate	TIF -Canton3	\$5,640.34	-	211.22											211.22
	Total TIF Funds	\$1,226,181.52	\$ -	\$ 150,052.77	\$ -	\$ -	\$ -	\$ -	\$ -	\$ -	\$ -	\$ -	\$ -	\$ -	150,052.77



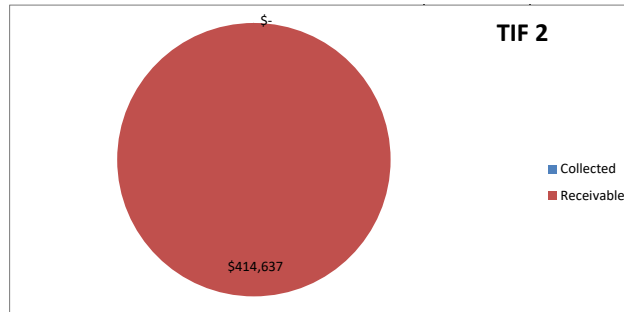
***Excludes TIF 1, TIF 2 and 3

Total Levy
 Collected 73,331.19
 Receivable **2,790,706.59**

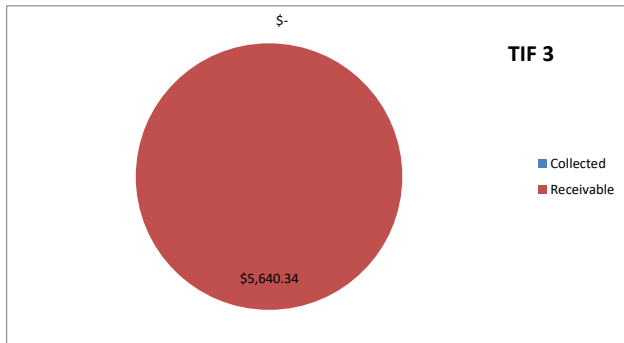
Property Tax Supplemental Recap TIF Charts



TIF 1		
Collected	\$	-
Receivable	\$	805,904.50



TIF 2		
Collected	\$	-
Receivable	\$	414,636.68



TIF 3		
Collected	\$	-
Receivable	\$	5,640.34

This recap shows the details of the property tax levy disbursements, along with pie charts indicating the status of the property tax disbursements.

\$	805,904.50	Total Extension (Canton 1 TIF)
		Total Collected
\$	805,904.50	Amount Remaining
	0.00%	Received
\$	414,636.68	Total Extension (Canton 2 TIF)
		Total Collected
\$	414,636.68	Amount Remaining
	0.00%	Received
\$	5,640.34	Total Extension (Canton 3 TIF)
		Total Collected
\$	5,640.34	Amount Remaining
	0.00%	Received

State of Illinois Historical Tax Trends

FY14				FY15				FY16			
Income Tax		1,427,837.91		Income Tax		1,438,051.00		Income Tax		1,570,066.05	
Replacement Tax		224,264.22		Replacement Tax		210,000.00		Replacement Tax		224,517.47	
Township Replacement Tax		14,838.46		Township Replacement Tax		14,477.71		Township Replacement Tax		11,808.92	
1% Sales Tax	1,918,759.50			1% Sales Tax	1,980,693.29			1% Sales Tax	1,992,172.88		
1/2 % Sales Tax	590,039.49			1/2 % Sales Tax	608,037.22			1/2 % Sales Tax	604,750.31		
Auto Rental Tax	2,893.12			Auto Rental Tax	3,035.65			Auto Rental Tax	2,929.77		
Sales Tax Total:		2,511,692.11		Sales Tax Total:		2,591,766.16		Sales Tax Total:		2,599,852.96	
Use Tax		251,011.12		Use Tax		283,155.23		Use Tax		338,387.98	
Telecommunications Tax		296,619.21		Telecommunications Tax		266,034.02		Telecommunications Tax		239,702.34	
Video Gaming Tax		20,674.89		Video Gaming Tax		68,297.59		Video Gaming Tax		85,770.93	
Utility Tax		701,966.94		Utility Tax		698,957.12		Utility Tax		635,902.75	
Total State Taxes		5,448,904.86		Total State Taxes		5,570,738.83		Total State Taxes		5,706,009.40	
FY17				FY18				FY19			
Income Tax		1,400,008.90		Income Tax		1,474,211.62		Income Tax		1,604,220.10	
Replacement Tax		235,148.41		Replacement Tax		151,084.21		Replacement Tax		\$197,851.10	
Township Replacement Tax		15,982.48		Township Replacement Tax		9,080.30		Township Replacement Tax		11,006.69	
1% Sales Tax	1,975,176.68			1% Sales Tax	1,999,283.26			1% Sales Tax	1,851,678.70		
1/2 % Sales Tax	585,983.72			1/2 % Sales Tax	598,766.01			1/2% Non Home	250,248.39		
Auto Rental Tax	2,566.42			Auto Rental Tax	2,247.03			Non-Home 1%	683,488.31		
Sales Tax		2,563,726.82		Sales Tax		2,600,296.30		Sales Tax		2,785,415.40	
Use Tax		359,255.47		Use Tax		334,229.42		Use Tax		434,754.01	
Telecommunications Tax		208,101.65		Telecommunications Tax		166,508.29		Telecommunications Tax		174,443.85	
Video Gaming Tax		87,889.85		Video Gaming Tax		107,304.92		Video Gaming Tax		120,642.46	
Utility Tax		639,304.39		Utility Tax		602,499.49		Utility Tax		705,897.26	
Total State Taxes		5,509,417.97		Total State Taxes		5,445,214.55		Total State Taxes		6,034,230.87	
FY20		May 2019 - June 2019									
Income Tax		387,490.15									
Replacement Tax		57,754.95									
Township Replacement Tax		3,821.36									
1% Sales Tax	325,394.37										
Non-Home 1%	178,351.97										
Sales Tax		503,746.34									
Use Tax		75,881.83									
Telecommunications Tax		28,219.19									
Video Gaming Tax		24,495.27									
Utility Tax		97,297.49									
Total State Taxes		1,178,706.58									