



City of Canton
Treasurer's Report
Month Ending July 31, 2016

Prepared by: Treasurer, Crystal Wilkinson

City of Canton
Summary of Monthly Inflows/Outflows - Supplemental Recap
July-16

| Fund Number | 001 | 010 | **020 | **030 | **040 | 050 | 051 | 052 | 071 |
|-----------------------|----------------------|---------------------|------------------------|---------------------|--------------------|----------------|---------------------|---------------------|--------------------|
| Fund Name | General Fund | Hotel/Motel | Workers Comp | Liability Insurance | Unemploy Ins | Video Gaming | Demolition | Sidewalk Program | K-9 Fund |
| Beginning Balance | \$ 638,068.22 | \$ 27,384.98 | \$ (66,138.80) | \$ 126,834.55 | \$ 6,561.49 | \$ - | \$ 27,279.45 | \$ 60,035.06 | \$ - |
| Cash Inflows | 823,090.39 | 15,665.74 | 6,948.84 | 7,301.51 | 695.81 | \$ 16,361.26 | \$ 5,562.83 | 10,798.43 | \$ 0.00 |
| Cash Outflows | 697,618.43 | | 102,879.04 | 108,100.34 | 164.52 | \$ 16,361.26 | \$ 0.00 | 675.38 | \$ 215.94 |
| Net Cash In/(Out) Mo. | 125,471.96 | 15,665.74 | (95,930.20) | (100,798.83) | 531.29 | - | \$ 5,562.83 | 10,123.05 | (215.94) |
| Ending Balance | \$ 763,540.18 | \$ 43,050.72 | \$ (162,069.00) | \$ 26,035.72 | \$ 7,092.78 | \$ 0.00 | \$ 32,842.28 | \$ 70,158.11 | \$ (215.94) |

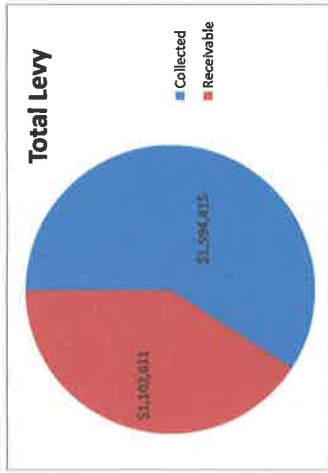
| Fund Number | 072 | 11121 | **110 | **120 | **130 | 140 | 150 | 171 | 172 |
|-----------------------|--------------------|---------------------|-----------------------|------------------------|----------------------|---------------------|--------------------|---------------------|------------------------|
| Fund Name | Vehicle | Tech. Rescue | ESDA | Social Security | IMRF | Working Cash | Audit | Fed Asset Forf | Non-Federal Forfeiture |
| Beginning Balance | \$ 3,504.81 | \$ 30,267.61 | \$ (75,182.76) | \$ (186,751.25) | \$ 719,006.33 | \$ 95,447.81 | \$ 9,434.93 | \$ 45,416.03 | \$ 7,072.14 |
| Cash Inflows | | \$ 0.00 | \$ 101.68 | 9,729.03 | 41,792.14 | | 556.02 | | \$ 91.00 |
| Cash Outflows | | \$ 0.00 | | 21,262.59 | 58,099.15 | | | \$ 856.00 | |
| Net Cash In/(Out) Mo. | \$ 0.00 | \$ 0.00 | \$ 101.68 | -\$ 11,533.56 | (16,307.01) | \$ 0.00 | 556.02 | (856.00) | \$ 91.00 |
| Ending Balance | \$ 3,504.81 | \$ 30,267.61 | \$ (75,081.08) | \$ (198,284.81) | \$ 702,699.32 | \$ 95,447.81 | \$ 9,990.95 | \$ 44,560.03 | \$ 7,163.14 |

| Fund Number | 174 | 175 | 199 | 200 | 201 | 202 | 300 | 310 | 370 |
|-----------------------|--------------------|--------------------|---------------------|----------------------|----------------------|----------------------|----------------------|---------------------|---------------------|
| Fund Name | DUI | Bond Fees | DCCA Rev Loan | Motor Fuel Tax | TIF - Canton 1 | TIF - Canton 2 | Water & Sewer | Lake Development | Cemetery |
| Beginning Balance | \$ 7,871.73 | \$ 4,068.29 | \$ 31,266.64 | \$ 396,699.43 | \$ 635,582.19 | \$ 187,576.21 | \$ 759,128.89 | \$ 93,107.21 | \$ 84,458.76 |
| Cash Inflows | | \$ 500.00 | 2,626.63 | 21,023.62 | 5,396.13 | 3,893.17 | 634,583.36 | 7,781.74 | 2,323.65 |
| Cash Outflows | | \$ 319.00 | \$ 40.00 | 10,682.50 | 1,024.85 | | 544,848.14 | 1,861.37 | 54,655.84 |
| Net Cash In/(Out) Mo. | - | \$ 181.00 | 2,586.63 | 10,341.12 | 4,371.28 | 3,893.17 | 89,735.22 | 5,920.37 | (52,332.19) |
| Ending Balance | \$ 7,871.73 | \$ 4,249.29 | \$ 33,853.27 | \$ 407,040.55 | \$ 639,953.47 | \$ 191,469.38 | \$ 848,864.11 | \$ 99,027.58 | \$ 32,126.57 |

Pooled Cash Balance Funds 001-175 \$ 1,412,823.65
 **Dedicated Fund Cash \$ 300,392.93
 Unrestricted Cash-GenFund 001 \$ 763,540.18

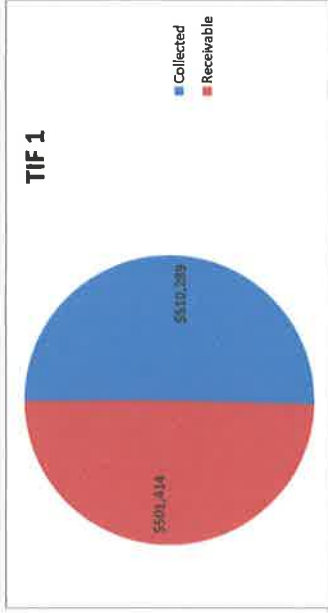
City of Canton
Property Tax - Supplemental Recap

| Fund Name | Deposited To | 2016 | | | | | | | | | | | | 2017 | | | | Total | | | |
|-------------------|---------------------|----------------------|------------------------|---------------------|-----------|-----------|-----------|-----------|-----------|-----------|-----------|-----------|-----------|-----------|-----------|-----------|-----------|-----------|-----------|-----------|---------------------|
| | | May | June | July | Aug | Sept | Oct | Nov | Dec | Jan | Feb | Mar | Apr | | | | | | | | |
| Corporate | General | - | - | - | - | - | - | - | - | - | - | - | - | - | - | - | - | - | - | - | |
| IMRF | IMRF | 88,911.85 | 246,918.41 | 16,677.82 | | | | | | | | | | | | | | | | | 352,508.08 |
| Fire Protection | General | 14,821.66 | 41,161.46 | 2,780.19 | | | | | | | | | | | | | | | | | 58,763.31 |
| Fire Pension | Fire Pension | 86,693.20 | 240,756.96 | 16,261.64 | | | | | | | | | | | | | | | | | 343,711.80 |
| Police Protection | General | 9,638.36 | 26,766.81 | 1,807.92 | | | | | | | | | | | | | | | | | 38,213.09 |
| Police Pension | Police Pension | 55,576.41 | 154,342.06 | 10,424.85 | | | | | | | | | | | | | | | | | 220,343.32 |
| Cemetery | Cemetery | 2,964.25 | 8,232.08 | 556.02 | | | | | | | | | | | | | | | | | 11,752.35 |
| Audit | Audit | 2,964.25 | 8,232.08 | 556.02 | | | | | | | | | | | | | | | | | 11,752.35 |
| Tort-Liability | Liability Insurance | 38,925.41 | 108,100.34 | 7,301.51 | | | | | | | | | | | | | | | | | 154,327.26 |
| Civil Defense | Civil Defense | 542.08 | 1,505.40 | 101.68 | | | | | | | | | | | | | | | | | 2,149.16 |
| Social Security | IMRF | 51,866.96 | 144,040.49 | 9,729.03 | | | | | | | | | | | | | | | | | 205,636.48 |
| Unemployment Ins | Unemployment Ins | 3,709.46 | 10,301.58 | 695.81 | | | | | | | | | | | | | | | | | 14,706.85 |
| Workers Comp | Workers Comp | 37,045.30 | 102,879.04 | 6,948.84 | | | | | | | | | | | | | | | | | 146,873.18 |
| Road & Bridge | General | 8,025.46 | 23,996.81 | 1,655.58 | | | | | | | | | | | | | | | | | 33,677.85 |
| Corporate-1 | TIF-Canton 1 | 43,981.22 | 484,763.07 | 1,544.70 | | | | | | | | | | | | | | | | | 510,288.99 |
| Corporate | TIF-Canton 2 | 41,654.92 | 86,685.59 | 3,863.34 | | | | | | | | | | | | | | | | | 132,203.85 |
| Total | Total | \$ 487,320.79 | \$ 1,668,682.18 | \$ 80,904.95 | \$ | \$ | \$ | \$ | \$ | \$ | \$ | \$ | \$ | \$ | \$ | \$ | \$ | \$ | \$ | \$ | 2,236,907.92 |

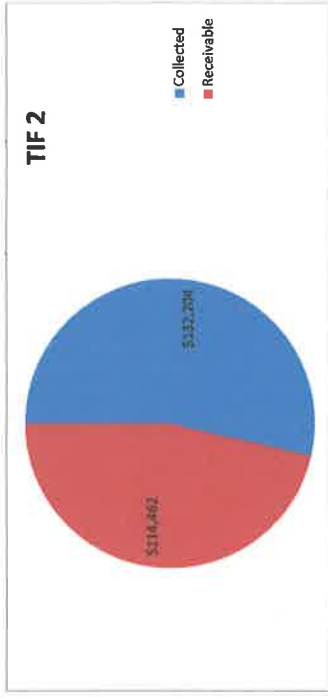


***Excludes TIF 1 and TIF 2

| | |
|-------------------|--------------|
| Total Levy | |
| Collected | 1,594,415.08 |
| Receivable | 1,102,611.02 |



| | |
|--------------|---------------|
| TIF 1 | |
| Collected | \$ 510,288.99 |
| Receivable | \$ 501,413.79 |



| | |
|--------------|---------------|
| TIF 2 | |
| Collected | \$ 132,203.85 |
| Receivable | \$ 114,461.95 |

This recap shows the details of the property tax levy disbursements, along with pie charts indicating the status of the property tax disbursements.