

City of Canton
Treasurer's Report
Month Ending August 31, 2017

Prepared by: Treasurer, Crystal Wilkinson

City of Canton
Summary of Monthly Inflows/Outflows - Supplemental Recap
August-17

Fund Number	001	010	**020	**030	**040	050	051	052
Fund Name	General Fund	Hotel/Motel	Workers Comp	Liability Insurance	Unemploy Ins	Video Gaming	Demolition	Sidewalk Program
Beginning Balance	\$ 954,741.91	\$ 35,813.04	\$ (23,726.70)	\$ 107,586.86	\$ 14,547.30	\$ -	\$30,770.17	\$ 116,110.08
Cash Inflows	744,155.34	6,832.49	14,658.89	13,235.73	1,402.43	\$7,420.26	\$2,552.89	2,448.69
Cash Outflows	659,888.03	13,862.50	18,500.00	1,000.00	104.67	\$7,420.26		20.44
Net Cash In/(Out) Mo.	84,267.31	(7,030.01)	(3,841.11)	12,235.73	1,297.76	-	\$2,552.89	2,428.25
Ending Balance	\$ 1,039,009.22	\$ 28,783.03	\$ (27,567.81)	\$ 119,822.59	\$ 15,845.06	\$0.00	\$33,323.06	\$ 118,538.33

Fund Number	072	**110	**120	**130	140	150	171	172
Fund Name	Vehicle	ESDA	Social Security	IMRF	Working Cash	Audit	Fed Asset Forf	Non-Federal Forfeiture
Beginning Balance	\$ 4,993.81	\$ (71,450.16)	\$ (35,727.57)	\$ 831,093.24	\$ 95,447.81	\$ 18,310.48	\$ 39,794.45	\$ 11,830.55
Cash Inflows	\$220.00	\$159.80	17,499.86	42,501.40		984.79		
Cash Outflows			18,906.47	61,056.50				
Net Cash In/(Out) Mo.	\$220.00	\$159.80	-\$1,406.61	(18,555.10)	\$0.00	984.79	-	\$0.00
Ending Balance	\$ 5,213.81	\$ (71,290.36)	\$ (37,134.18)	\$ 812,538.14	\$ 95,447.81	\$ 19,295.27	\$ 39,794.45	\$ 11,830.55

Fund Number	174	175	199	200	201	202	300	310	370
Fund Name	DUI	Bond Fees	DCCA Rev Loan	Motor Fuel Tax	TIF - Canton 1	TIF - Canton 2	Water & Sewer	Lake Development	Cemetery
Beginning Balance	\$ 8,446.73	\$ 3,037.94	\$ 53,672.47	\$ 483,196.09	\$ 795,019.62	\$ 413,483.46	\$ 329,769.02	\$ 78,066.95	\$ 8,046.21
Cash Inflows	140.00	\$260.00	1,498.34	34,075.03	4,217.44	4,805.41	700,012.93	11,358.31	9,696.65
Cash Outflows					10,772.44	35.06	623,517.91	3,942.23	1,892.88
Net Cash In/(Out) Mo.	140.00	\$260.00	1,498.34	34,075.03	(6,555.00)	4,770.35	76,495.02	7,416.08	7,803.77
Ending Balance	\$ 8,586.73	\$ 3,297.94	\$ 55,170.81	\$ 517,271.12	\$ 788,464.62	\$ 418,253.81	\$ 406,264.04	\$ 85,483.03	\$ 15,849.98

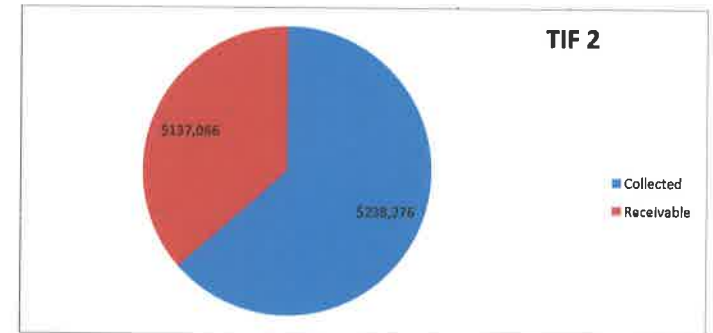
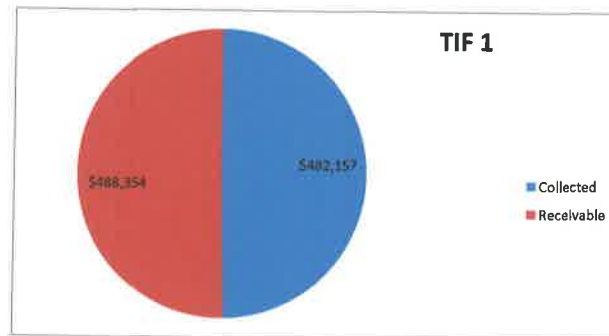
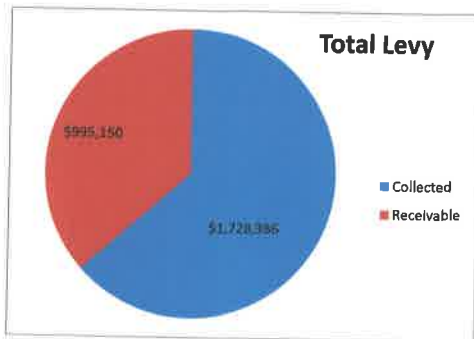
Pooled Cash Balance Funds 001-175 \$ 2,215,333.64

**Dedicated Fund Cash \$ 812,213.44

Unrestricted Cash-GenFund 001 \$ 1,039,009.22

**City of Canton
Property Tax - Supplemental Recap**

Fund Name	Deposited To	2017								2018				Total	
		May	June	July	Aug	Sept	Oct	Nov	Dec	Jan	Feb	Mar	Apr		
Corporate	General	-	-	-	-	-	-	-	-	-	-	-	-	-	-
IMRF	IMRF	62,628.56	184,829.42	6,429.56	19,253.21	-	-	-	-	-	-	-	-	-	-
Fire Protection	General	15,665.28	46,231.39	1,608.22	4,815.81	-	-	-	-	-	-	-	-	-	273,140.75
Fire Pension	Fire Pension	85,387.97	251,996.91	8,766.07	26,249.84	-	-	-	-	-	-	-	-	-	68,320.70
Police Protection	General	9,962.65	29,401.78	1,022.78	3,062.71	-	-	-	-	-	-	-	-	-	372,400.79
Police Pension	Police Pension	54,794.98	161,710.90	5,625.34	16,844.99	-	-	-	-	-	-	-	-	-	43,449.92
Cemetery	Cemetery	3,203.45	9,454.01	328.87	984.79	-	-	-	-	-	-	-	-	-	238,976.21
Audit	Audit	3,203.45	9,454.01	328.87	984.79	-	-	-	-	-	-	-	-	-	13,971.12
Tort-Liability	Liability Insurance	43,054.45	127,062.24	4,420.04	13,235.73	-	-	-	-	-	-	-	-	-	13,971.12
Civil Defense	Civil Defense	519.76	1,533.92	53.36	159.80	-	-	-	-	-	-	-	-	-	187,772.46
Social Security	Social Security	56,925.18	167,997.55	5,844.03	17,499.86	-	-	-	-	-	-	-	-	-	2,266.84
Unemployment Ins	Unemployment Ins	4,561.96	13,463.24	468.34	1,402.43	-	-	-	-	-	-	-	-	-	248,266.62
Workers Comp	Workers Comp	47,683.83	140,724.50	4,895.30	14,658.89	-	-	-	-	-	-	-	-	-	19,895.97
Road & Bridge	General	8,376.03	26,110.07	910.13	2,594.89	-	-	-	-	-	-	-	-	-	207,962.52
Corporate-IH	TIF-Canton 1	92,270.10	381,946.54	3,856.72	4,083.72	-	-	-	-	-	-	-	-	-	37,991.12
Corporate	TIF-Canton 2	70,769.55	160,864.16	1,906.99	4,735.07	-	-	-	-	-	-	-	-	-	482,157.08
	Total	\$ 559,007.20	\$ 1,712,780.64	\$ 46,464.62	\$ 130,566.53	\$ -	\$ -	\$ -	\$ -	\$ -	\$ -	\$ -	\$ -	\$ -	2,448,818.99



***Excludes TIF 1 and TIF 2

Total Levy
 Collected 1,728,386.14
 Receivable 995,149.66

TIF 1
 Collected \$ 482,157.08
 Receivable \$ 488,353.88

TIF 2
 Collected \$ 238,275.77
 Receivable \$ 137,066.03

This recap shows the details of the property tax levy disbursements, along with pie charts indicating the status of the property tax disbursements.