



**City of Canton**  
**Treasurer's Report**  
**Month Ending October 31, 2016**

**Prepared by: Treasurer, Crystal Wilkinson**

City of Canton									
Summary of Monthly Inflows/Outflows - Supplemental Recap									
October-16									
Fund Number	001	010	**020	**030	**040	050	051	052	071
Fund Name	General Fund	Hotel/Motel	Workers Comp	Liability Insurance	Unemploy Ins	Video Gaming	Demolltion	Sidewalk Program	K-9 Fund
Beginning Balance	\$ 630,843.21	\$ 21,777.28	\$ (150,414.59)	\$ 10,164.79	\$ 16,268.25	\$ -	\$ 37,652.02	\$ 77,370.26	\$ (215.94)
Cash Inflows	817,407.83	12,358.23				\$ 6,540.72	\$ 2,223.84	4,316.88	\$ 215.94
Cash Outflows	690,321.39				209.18	\$ 6,540.72	\$ 0.00		
Net Cash In/(Out) Mo.	127,086.44	12,358.23	-	-	(209.18)	-	\$ 2,223.84	4,316.88	215.94
<b>Ending Balance</b>	<b>\$ 757,929.65</b>	<b>\$ 34,135.51</b>	<b>\$ (150,414.59)</b>	<b>\$ 10,164.79</b>	<b>\$ 16,059.07</b>	<b>\$ 0.00</b>	<b>\$ 39,875.86</b>	<b>\$ 81,687.14</b>	<b>\$ -</b>

Fund Number	072	11121	**110	**120	**130	140	150	171	172
Fund Name	Vehicle	Tech. Rescue	ESDA	Social Security	IMRF	Working Cash	Audit	Fed Asset Forf	Non-Federal Forfeiture
Beginning Balance	\$ 3,695.81	\$ 30,267.61	\$ (73,679.92)	\$ (115,802.79)	\$ 876,799.37	\$ 95,447.81	\$ 17,653.09	\$ 44,560.03	\$ 9,477.25
Cash Inflows	\$ 130.40	\$ 4,000.00			24,657.48				\$ 182.00
Cash Outflows		\$ 0.00		20,587.64	83,556.41				
Net Cash In/(Out) Mo.	\$ 130.40	\$ 4,000.00	\$ 0.00	-\$ 20,587.64	(58,898.93)	\$ 0.00	-	-	\$ 182.00
<b>Ending Balance</b>	<b>\$ 3,826.21</b>	<b>\$ 34,267.61</b>	<b>\$ (73,679.92)</b>	<b>\$ (136,390.43)</b>	<b>\$ 817,900.44</b>	<b>\$ 95,447.81</b>	<b>\$ 17,653.09</b>	<b>\$ 44,560.03</b>	<b>\$ 9,659.25</b>

Fund Number	174	175	199	200	201	202	300	310	370
Fund Name	DUI	Bond Fees	DCCA Rev Loan	Motor Fuel Tax	TIF - Canton 1	TIF - Canton 2	Water & Sewer	Lake Development	Cemetery
Beginning Balance	\$ 8,227.73	\$ 4,633.29	\$ 37,232.64	\$ 295,349.31	\$ 1,044,677.83	\$ 275,888.55	\$ 825,700.21	\$ 57,595.39	\$ 34,156.66
Cash Inflows	457.00	\$ 220.00	2,549.84	28,254.41	5,088.41	45.20	512,285.63	1,872.01	7,458.00
Cash Outflows		\$ 97.58		2,987.50	31,683.13	23,337.69	753,173.63	3,071.94	7,872.81
Net Cash In/(Out) Mo.	457.00	\$ 122.42	2,549.84	25,266.91	(26,594.72)	(23,292.49)	(240,888.00)	(1,199.93)	(414.81)
<b>Ending Balance</b>	<b>\$ 8,684.73</b>	<b>\$ 4,755.71</b>	<b>\$ 39,782.48</b>	<b>\$ 320,616.22</b>	<b>\$ 1,018,083.11</b>	<b>\$ 252,596.06</b>	<b>\$ 584,812.21</b>	<b>\$ 56,395.46</b>	<b>\$ 33,741.85</b>

Pooled Cash Balance Funds 001-175 \$ 1,616,121.96

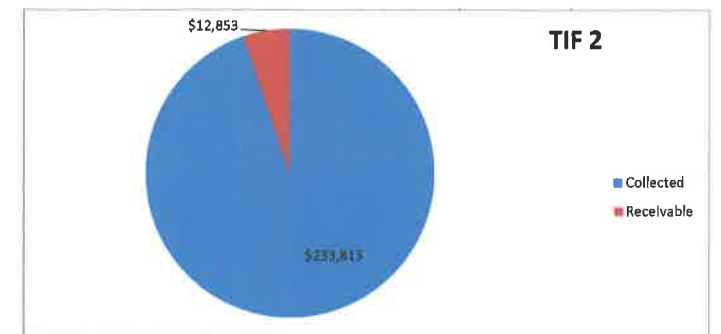
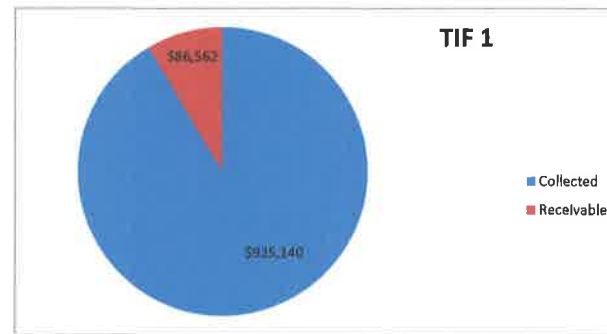
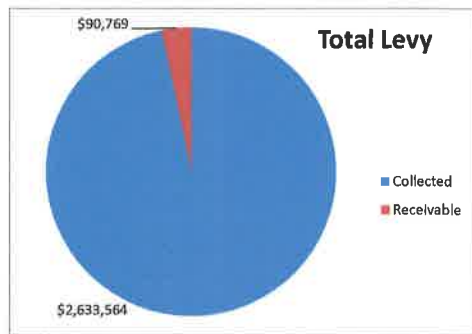
\*\*Dedicated Fund Cash \$ 483,639.36  
 Unrestricted Cash-GenFund 001 \$ 757,929.65





**City of Canton  
Property Tax - Supplemental Recap**

Fund Name	Deposited To	2016								2017				Total	
		May	June	July	Aug	Sept	Oct	Nov	Dec	Jan	Feb	Mar	Apr		
Corporate	General	-	-	-	-	-	-	-	-	-	-	-	-	-	-
IMRF	IMRF	88,911.85	246,918.41	16,677.82	50,361.39	179,462.27	-	-	-	-	-	-	-	-	582,331.74
Fire Protection	General	14,821.66	41,161.46	2,780.19	8,395.27	29,916.48	-	-	-	-	-	-	-	-	97,075.06
Fire Pension	Fire Pension	86,693.20	240,756.96	16,261.64	49,104.70	174,984.10	-	-	-	-	-	-	-	-	567,800.60
Police Protection	General	9,638.36	26,766.81	1,807.92	5,459.35	19,454.33	-	-	-	-	-	-	-	-	63,126.77
Police Pension	Police Pension	55,576.41	154,342.06	10,424.85	31,479.54	112,177.05	-	-	-	-	-	-	-	-	363,999.91
Cemetery	Cemetery	2,964.25	8,232.08	556.02	1,679.01	5,983.13	-	-	-	-	-	-	-	-	19,414.49
Audit	Audit	2,964.25	8,232.08	556.02	1,679.01	5,983.13	-	-	-	-	-	-	-	-	19,414.49
Tort-Liability	Liability Insurance	38,925.41	108,100.34	7,301.51	22,048.11	78,568.21	-	-	-	-	-	-	-	-	254,943.58
Civil Defense	Civil Defense	542.08	1,505.40	101.68	307.04	1,094.12	-	-	-	-	-	-	-	-	3,550.32
Social Security	IMRF	51,866.96	144,040.49	9,729.03	29,378.44	104,689.79	-	-	-	-	-	-	-	-	339,704.71
Unemployment Ins	Unemployment Ins	3,709.46	10,301.58	695.81	2,101.10	7,487.28	-	-	-	-	-	-	-	-	24,295.23
Workers Comp	Workers Comp	37,045.30	102,879.04	6,948.84	20,983.17	74,773.30	-	-	-	-	-	-	-	-	242,629.65
Road & Bridge	General	8,025.46	23,996.81	1,655.58	4,589.39	17,010.20	-	-	-	-	-	-	-	-	55,277.44
Corporate-IH	TIF-Canton 1	43,981.22	464,763.07	1,544.70	11,032.44	403,818.95	-	-	-	-	-	-	-	-	925,140.38
Corporate	TIF-Canton 2	41,654.92	86,685.59	3,863.34	21,135.25	80,473.78	-	-	-	-	-	-	-	-	233,812.88
	<b>Total</b>	<b>\$ 487,320.79</b>	<b>\$ 1,668,682.18</b>	<b>\$ 80,904.95</b>	<b>\$ 259,733.21</b>	<b>\$ 1,295,876.12</b>	<b>\$ -</b>	<b>\$ -</b>	<b>\$ -</b>	<b>\$ -</b>	<b>\$ -</b>	<b>\$ -</b>	<b>\$ -</b>	<b>\$ -</b>	<b>3,792,517.25</b>



\*\*\*Excludes TIF 1 and TIF 2

**Total Levy**  
 Collected 2,633,563.99  
 Receivable 90,768.63

**TIF 1**  
 Collected \$ 925,140.38  
 Receivable \$ 86,562.40

**TIF 2**  
 Collected \$ 233,812.88  
 Receivable \$ 12,852.92

This recap shows the details of the property tax levy disbursements, along with pie charts indicating the status of the property tax disbursements.