



City of Canton
Treasurer's Report
Month Ending October 31, 2017

Prepared by: Treasurer, Crystal Wilkinson

**City of Canton
Summary of Monthly Inflows/Outflows - Supplemental Recap
October-17**

Fund Number	001	010	**020	**030	**040	050	051	052
Fund Name	General Fund	Hotel/Motel	Workers Comp	Liability Insurance	Unemploy Ins	Video Gaming	Demolition	Sidewalk Program
Beginning Balance	\$ 873,333.73	\$ 34,161.48	\$ 56,157.80	\$ 170,197.12	\$ 25,154.50	\$ -	\$36,643.02	\$ 118,588.88
Cash Inflows	900,204.30	4,470.32				\$9,362.54	\$3,433.26	3,089.64
Cash Outflows	664,754.35		18,500.00		233.41	\$9,362.54		
Net Cash In/(Out) Mo.	235,449.95	4,470.32	(18,500.00)	-	(233.41)	-	\$3,433.26	3,089.64
Ending Balance	\$ 1,108,783.68	\$ 38,631.80	\$ 37,657.80	\$ 170,197.12	\$ 24,921.09	\$0.00	\$40,076.28	\$ 121,678.52

Fund Number	072	**110	**120	**130	140	150	171	172
Fund Name	Vehicle	ESDA	Social Security	IMRF	Working Cash	Audit	Fed Asset Forf	Non-Federal Forfeiture
Beginning Balance	\$ 5,395.06	\$ (70,176.09)	\$ 53,106.64	\$ 929,575.13	\$ 95,447.81	\$ 22,612.88	\$ 39,794.45	\$ 11,834.29
Cash Inflows	\$198.00			24,374.47				\$1.87
Cash Outflows			1,998.10	79,160.58				
Net Cash In/(Out) Mo.	\$198.00	\$0.00	-\$1,998.10	(54,786.11)	\$0.00	-	-	\$1.87
Ending Balance	\$ 5,593.06	\$ (70,176.09)	\$ 51,108.54	\$ 874,789.02	\$ 95,447.81	\$ 22,612.88	\$ 39,794.45	\$ 11,836.16

Fund Number	174	175	199	200	201	202	300	310	370
Fund Name	DUI	Bond Fees	DCCA Rev Loan	Motor Fuel Tax	TIF - Canton 1	TIF - Canton 2	Water & Sewer	Lake Development	Cemetery
Beginning Balance	\$ 8,925.73	\$ 3,972.29	\$ 56,669.14	\$ 536,787.35	\$ 1,120,539.00	\$ 534,836.50	\$ 3,948,687.60	\$ 83,487.74	\$ 19,426.63
Cash Inflows	250.00	\$270.00	2,684.68	28,476.17	1,698.09	93.60	1,106,130.35	3,697.41	7,175.69
Cash Outflows		\$73.12		2,066.13	11,118.81	17,018.57	727,021.83	5,007.74	6,816.60
Net Cash In/(Out) Mo.	250.00	\$196.88	2,684.68	26,410.04	(9,420.72)	(16,924.97)	379,108.52	(1,310.33)	359.09
Ending Balance	\$ 9,175.73	\$ 4,169.17	\$ 59,353.82	\$ 563,197.39	\$ 1,111,118.28	\$ 517,911.53	\$ 4,327,796.12	\$ 82,177.41	\$ 19,785.72

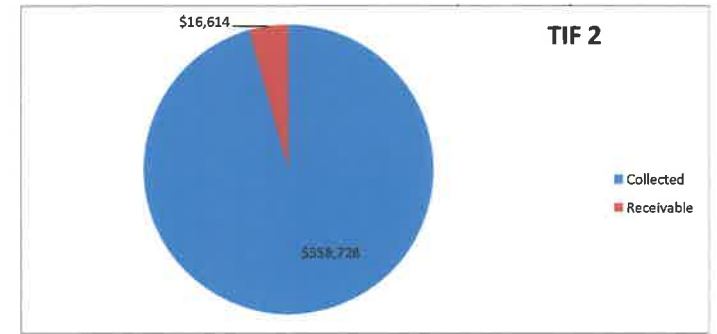
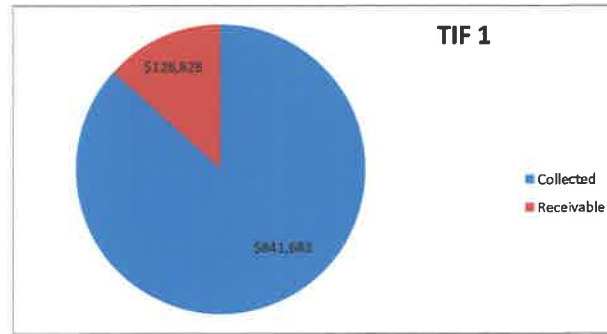
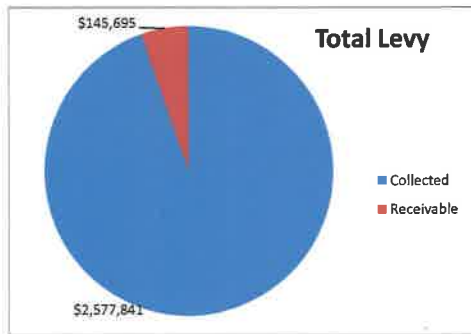
Pooled Cash Balance Funds 001-175 **\$ 2,586,297.02**

Dedicated Fund Cash **\$ 1,088,497.48

Unrestricted Cash-GenFund 001 **\$ 1,108,783.68**

**City of Canton
Property Tax - Supplemental Recap**

Fund Name	Deposited To	2017								2018				Total	
		May	June	July	Aug	Sept	Oct	Nov	Dec	Jan	Feb	Mar	Apr		
Corporate	General	-	-	-	-	-	-	-	-	-	-	-	-	-	-
IMRF	IMRF	62,628.56	184,829.42	6,429.56	19,253.21	134,264.51	-	-	-	-	-	-	-	-	407,405.26
Fire Protection	General	15,665.28	46,231.39	1,608.22	4,815.81	33,583.58	-	-	-	-	-	-	-	-	101,904.28
Fire Pension	Fire Pension	85,387.97	251,996.91	8,766.07	26,249.84	183,056.52	-	-	-	-	-	-	-	-	555,457.31
Police Protection	General	9,962.65	29,401.78	1,022.78	3,062.71	21,358.14	-	-	-	-	-	-	-	-	64,808.06
Police Pension	Police Pension	54,794.98	161,710.90	5,625.34	16,844.99	117,470.64	-	-	-	-	-	-	-	-	356,446.85
Cemetery	Cemetery	3,203.45	9,454.01	328.87	984.79	6,867.61	-	-	-	-	-	-	-	-	20,838.73
Audit	Audit	3,203.45	9,454.01	328.87	984.79	6,867.61	-	-	-	-	-	-	-	-	20,838.73
Tort-Liability	Liability Insurance	43,054.45	127,062.24	4,420.04	13,235.73	92,301.03	-	-	-	-	-	-	-	-	280,073.49
Civil Defense	Civil Defense	519.76	1,533.92	53.36	159.80	1,114.27	-	-	-	-	-	-	-	-	3,381.11
Social Security	Social Security	56,925.18	167,997.55	5,844.03	17,499.86	122,037.40	-	-	-	-	-	-	-	-	370,304.02
Unemployment Ins	Unemployment Ins	4,561.96	13,463.24	468.34	1,402.43	9,780.01	-	-	-	-	-	-	-	-	29,675.98
Workers Comp	Workers Comp	47,683.83	140,724.50	4,895.30	14,658.89	102,225.61	-	-	-	-	-	-	-	-	310,188.13
Road & Bridge	General	8,376.03	26,110.07	910.13	2,594.89	18,527.46	-	-	-	-	-	-	-	-	56,518.58
Corporate-IH	TIF-Canton 1	92,270.10	381,946.54	3,856.72	4,083.72	359,526.27	-	-	-	-	-	-	-	-	841,683.35
Corporate	TIF-Canton 2	70,769.55	160,864.16	1,906.99	4,735.07	120,452.23	-	-	-	-	-	-	-	-	358,728.00
	Total	\$ 559,007.20	\$ 1,712,780.64	\$ 46,464.62	\$ 130,566.53	\$ 1,329,432.89	\$ -	\$ -	\$ -	\$ -	\$ -	\$ -	\$ -	\$ -	3,778,251.88



***Excludes TIF 1 and TIF 2

Total Levy
 Collected 2,577,840.53
 Receivable 145,695.27

TIF 1
 Collected \$ 841,683.35
 Receivable \$ 128,827.61

TIF 2
 Collected \$ 358,728.00
 Receivable \$ 16,613.80

This recap shows the details of the property tax levy disbursements, along with pie charts indicating the status of the property tax disbursements.