

City of Canton
Treasurer's Report
Month Ending November 30, 2016

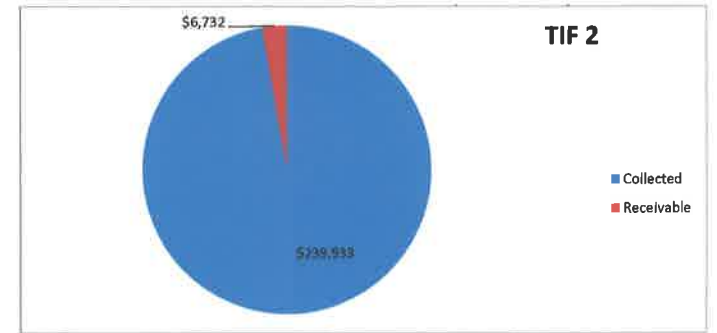
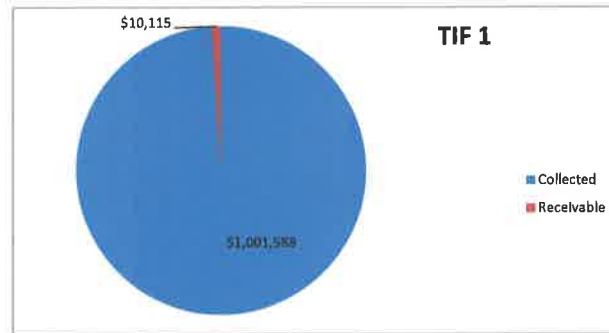
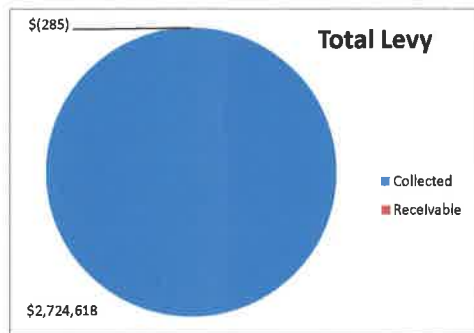
Prepared by: Treasurer, Crystal Wilkinson

City of Canton
TIF 2 - Supplemental Recap
Nov-16

Fund Name	2016								2017				Total
	May	June	July	August	September	October	November	December	January	February	March	April	
TIF 2 - Canton													
Beginning Balance	\$56,333.97	\$97,999.00	\$187,576.21	\$191,469.38	\$198,927.23	\$275,888.55	\$252,596.06	\$329,043.57					
PROJECT EXPENSES													
Engineer-Maurer Stutz													\$0.00
Legal-Beal													\$0.00
Legal-Jacob & Klein						695.60							\$695.60
Sidewalks													\$0.00
Redevelopment Agmt								23,337.69					\$23,337.69
Siesta Motel					13,469.00								\$13,469.00
Private Proj. Annexation					242.63								\$242.63
Miscellaneous		150.00				67.50							\$217.50
The Economic Devel Grp						2,782.40							\$2,782.40
Due from Gen Fund													\$0.00
G. Tucker													\$0.00
Total Expenses	-	150.00	-	13,711.63	3,545.50	23,337.69	-	-	-	-	-	-	\$40,744.82
PROJECT INCOME													
Tax Increment Recd	41,654.92	89,710.59	3,863.34	21,135.25	80,473.78	-	6,933.13						243,771.01
Due to TIF 1													-
Due to General Fund													-
Interest Income (.20%)	10.11	16.62	29.83	34.23	33.04	45.20	43.20	-	-				212.23
Siesta Property Sale							24,322.00						
Miscellaneous Income							740.35						
Total Income	41,665.03	89,727.21	3,893.17	21,169.48	80,506.82	45.20	32,038.68	-	-	-	-	-	\$269,045.59
Ending Balance	\$97,999.00	\$187,576.21	\$191,469.38	\$198,927.23	\$275,888.55	\$252,596.06	\$284,634.74	\$329,043.57	\$0.00	\$0.00	\$0.00	\$0.00	

**City of Canton
Property Tax - Supplemental Recap**

Fund Name	Deposited To	2016								2017				Total	
		May	June	July	Aug	Sept	Oct	Nov	Dec	Jan	Feb	Mar	Apr		
Corporate	General	-	-	-	-	-	-	-	-	-	-	-	-	-	-
IMRF	IMRF	88,911.85	246,918.41	16,677.82	50,361.39	179,462.27	-	20,127.81	-	-	-	-	-	-	602,459.55
Fire Protection	General	14,821.66	41,161.46	2,780.19	8,395.27	29,916.48	-	3,355.31	-	-	-	-	-	-	100,430.37
Fire Pension	Fire Pension	86,693.20	240,756.96	16,261.64	49,104.70	174,984.10	-	19,625.48	-	-	-	-	-	-	587,426.08
Police Protection	General	9,638.36	26,766.81	1,807.92	5,459.35	19,454.33	-	2,181.92	-	-	-	-	-	-	65,308.69
Police Pension	Police Pension	55,576.41	154,342.06	10,424.85	31,479.54	112,177.05	-	12,581.32	-	-	-	-	-	-	376,581.23
Cemetery	Cemetery	2,964.25	8,232.08	556.02	1,679.01	5,983.13	-	671.06	-	-	-	-	-	-	20,085.55
Audit	Audit	2,964.25	8,232.08	556.02	1,679.01	5,983.13	-	671.06	-	-	-	-	-	-	20,085.55
Tort-Liability	Liability Insurance	38,925.41	108,100.34	7,301.51	22,048.11	78,568.21	-	8,811.84	-	-	-	-	-	-	263,755.42
Civil Defense	Civil Defense	542.08	1,505.40	101.68	307.04	1,094.12	-	122.72	-	-	-	-	-	-	3,673.04
Social Security	Social Security	51,866.96	144,040.49	9,729.03	29,378.44	104,689.79	-	11,741.58	-	-	-	-	-	-	351,446.29
Unemployment Ins	Unemployment Ins	3,709.46	10,301.58	695.81	2,101.10	7,487.28	-	839.71	-	-	-	-	-	-	25,134.94
Workers Comp	Workers Comp	37,045.30	102,879.04	6,948.84	20,983.17	74,773.30	-	8,386.26	-	-	-	-	-	-	251,015.91
Road & Bridge	General	8,025.46	23,996.81	1,655.58	4,589.39	17,010.20	-	1,937.91	-	-	-	-	-	-	57,215.35
Corporate-IH	TIF-Canton 1	43,981.22	464,763.07	1,544.70	11,032.44	403,818.95	-	76,447.51	-	-	-	-	-	-	1,001,587.89
Corporate	TIF-Canton 2	41,654.92	86,685.59	3,863.34	21,135.25	80,473.78	-	6,120.50	-	-	-	-	-	-	239,933.38
	Total	\$ 487,320.79	\$ 1,668,682.18	\$ 80,904.95	\$ 259,733.21	\$ 1,295,876.12	\$ -	\$ 173,621.99	\$ -	\$ -	\$ -	\$ -	\$ -	\$ -	3,966,139.24



***Excludes TIF 1 and TIF 2

Total Levy
 Collected 2,724,617.97
 Receivable (285.35)

TIF 1
 Collected \$ 1,001,587.89
 Receivable \$ 10,114.89

TIF 2
 Collected \$ 239,933.38
 Receivable \$ 6,732.42

This recap shows the details of the property tax levy disbursements, along with pie charts indicating the status of the property tax disbursements.