



**City of Canton**  
**Treasurer's Report**  
**Month Ending December 31, 2016**

**Prepared by: Treasurer, Crystal Wilkinson**

**City of Canton**  
**Summary of Monthly Inflows/Outflows - Supplemental Recap**  
**December-16**

| Fund Number           | 001                  | 010                 | **020                  | **030               | **040               | 050            | 051                 | 052                 |
|-----------------------|----------------------|---------------------|------------------------|---------------------|---------------------|----------------|---------------------|---------------------|
| Fund Name             | General Fund         | Hotel/Motel         | Workers Comp           | Liability Insurance | Unemploy Ins        | Video Gaming   | Demolition          | Sidewalk Program    |
| Beginning Balance     | \$ 636,852.43        | \$ 27,267.07        | \$ (142,028.33)        | \$ 18,976.63        | \$ 16,713.26        | \$ -           | \$ 42,085.34        | \$ 85,976.12        |
| Cash Inflows          | 802,321.60           | 7,779.31            |                        |                     |                     | \$ 7,298.71    | \$ 2,481.56         | 4,817.15            |
| Cash Outflows         | 817,044.29           |                     | 1,000.00               | 1,000.00            | 201.75              | \$ 7,298.71    | \$ 0.00             | 2,420.26            |
| Net Cash In/(Out) Mo. | (14,722.69)          | 7,779.31            | (1,000.00)             | (1,000.00)          | (201.75)            | -              | \$ 2,481.56         | 2,396.89            |
| <b>Ending Balance</b> | <b>\$ 622,129.74</b> | <b>\$ 35,046.38</b> | <b>\$ (143,028.33)</b> | <b>\$ 17,976.63</b> | <b>\$ 16,511.51</b> | <b>\$ 0.00</b> | <b>\$ 44,566.90</b> | <b>\$ 88,373.01</b> |

| Fund Number           | 072                | 11121               | **110                 | **120                  | **130                | 140                 | 150                 | 171                 | 172                    |
|-----------------------|--------------------|---------------------|-----------------------|------------------------|----------------------|---------------------|---------------------|---------------------|------------------------|
| Fund Name             | Vehicle            | Tech. Rescue        | ESDA                  | Social Security        | IMRF                 | Working Cash        | Audit               | Fed Asset Forf      | Non-Federal Forfeiture |
| Beginning Balance     | \$ 3,906.21        | \$ 34,267.61        | \$ (73,557.20)        | \$ (146,699.11)        | \$ 806,422.71        | \$ 95,447.81        | \$ 18,324.15        | \$ 44,560.03        | \$ 9,734.25            |
| Cash Inflows          | \$ 106.25          |                     |                       |                        | 27,696.43            |                     |                     |                     | \$ 1,444.52            |
| Cash Outflows         |                    |                     |                       | 22,537.00              | 59,018.93            |                     |                     |                     |                        |
| Net Cash In/(Out) Mo. | \$ 106.25          | \$ 0.00             | \$ 0.00               | -\$ 22,537.00          | (31,322.50)          | \$ 0.00             | -                   | -                   | \$ 1,444.52            |
| <b>Ending Balance</b> | <b>\$ 4,012.46</b> | <b>\$ 34,267.61</b> | <b>\$ (73,557.20)</b> | <b>\$ (169,236.11)</b> | <b>\$ 775,100.21</b> | <b>\$ 95,447.81</b> | <b>\$ 18,324.15</b> | <b>\$ 44,560.03</b> | <b>\$ 11,178.77</b>    |

| Fund Number           | 174                | 175                  | 199                 | 200                  | 201                  | 202                  | 300                  | 310                 | 370                 |
|-----------------------|--------------------|----------------------|---------------------|----------------------|----------------------|----------------------|----------------------|---------------------|---------------------|
| Fund Name             | DUI                | Bond Fees            | DCCA Rev Loan       | Motor Fuel Tax       | TIF - Canton 1       | TIF - Canton 2       | Water & Sewer        | Lake Development    | Cemetery            |
| Beginning Balance     | \$ 8,977.73        | \$ 4,590.89          | \$ 41,433.80        | \$ 280,941.88        | \$ 716,454.99        | \$ 284,634.74        | \$ 624,194.31        | \$ 50,623.60        | \$ 29,518.73        |
| Cash Inflows          | 570.00             | \$ 5,003.69          | 1,651.74            | 33,311.33            | 405,282.98           | 269.27               | 685,841.52           | 276.20              | 5,232.72            |
| Cash Outflows         |                    | \$ 11,682.87         |                     | 10,496.65            | 477,786.52           | 17,776.02            | 797,607.04           | 1,093.96            | 7,396.48            |
| Net Cash In/(Out) Mo. | 570.00             | -\$ 6,679.18         | 1,651.74            | 22,814.68            | (72,503.54)          | (17,506.75)          | (111,765.52)         | (817.76)            | (2,163.76)          |
| <b>Ending Balance</b> | <b>\$ 9,547.73</b> | <b>\$ (2,088.29)</b> | <b>\$ 43,085.54</b> | <b>\$ 303,756.56</b> | <b>\$ 643,951.45</b> | <b>\$ 267,127.99</b> | <b>\$ 512,428.79</b> | <b>\$ 49,805.84</b> | <b>\$ 27,354.97</b> |

**Pooled Cash Balance Funds 001-175                    \$ 1,429,133.01**

**\*\*Dedicated Fund Cash                                    \$ 423,766.71**  
**Unrestricted Cash-GenFund 001                                \$ 622,129.74**

City of Canton  
TIF 1 - Supplemental Recap

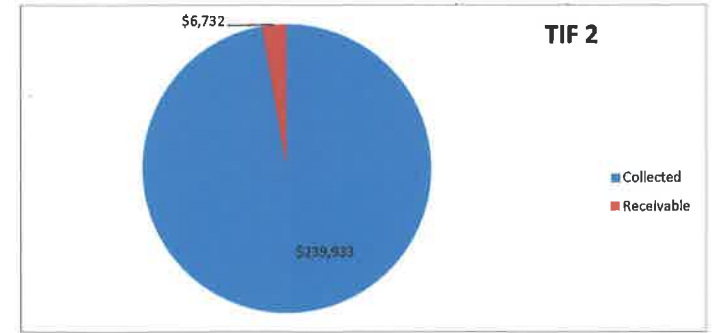
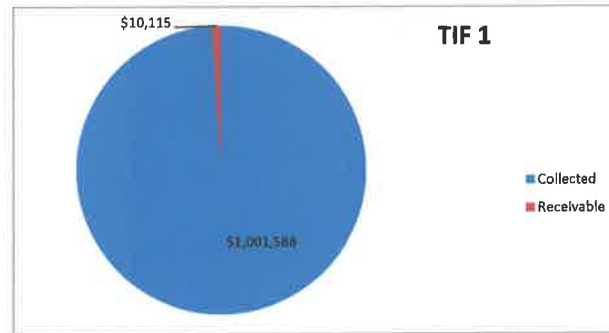
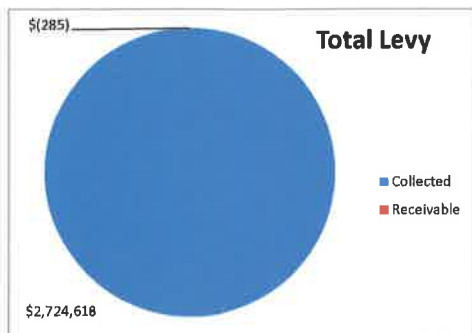
| Fund Name                                   | 2016         |              |              |              |                |                |                |              | 2017    |          |        |        | Total        |
|---------------------------------------------|--------------|--------------|--------------|--------------|----------------|----------------|----------------|--------------|---------|----------|--------|--------|--------------|
|                                             | May          | June         | July         | August       | September      | October        | November       | December     | January | February | March  | April  |              |
| <b>TIF - Canton 1</b>                       |              |              |              |              |                |                |                |              |         |          |        |        |              |
| <b>Beginning Balance</b>                    | \$302,432.76 | \$217,284.87 | \$635,582.19 | \$639,953.47 | \$646,101.10   | \$1,044,677.83 | \$1,018,083.11 | \$716,454.98 |         |          |        |        |              |
| <b>PROJECT EXPENSES</b>                     |              |              |              |              |                |                |                |              |         |          |        |        |              |
| SRPED-Spoon River Part                      |              | 40,000.00    |              |              |                |                |                |              |         |          |        |        | 40,000.00    |
| Engineer-Maurer Stutz                       |              |              |              |              |                |                | 1,544.50       | 420.88       |         |          |        |        | 1,965.38     |
| Envlron Consulting (EOI)                    |              |              |              |              |                |                |                |              |         |          |        |        | -            |
| The Economic Devel Group                    |              |              |              |              | 4,280.40       |                |                |              |         |          |        |        | 4,280.40     |
| Legal-Hinshaw & Culbrtn                     |              |              |              |              |                |                |                |              |         |          |        |        | -            |
| Legal-Jacob & Klein                         |              |              |              |              | 1,070.10       |                |                |              |         |          |        |        | 1,070.10     |
| Dally Ledger - Adv                          |              |              |              |              |                |                |                |              |         |          |        |        | -            |
| Harvester Appraisal                         |              | 6,500.00     |              |              |                |                |                |              |         |          |        |        | 6,500.00     |
| Miscellenaous                               |              |              |              |              |                |                | 27.00          |              |         |          |        |        | 27.00        |
| IEPA                                        |              |              | 1,024.85     |              |                |                | 209.15         | 71,338.00    |         |          |        |        | 72,572.00    |
| Landscape and Lighting                      |              |              |              |              |                |                |                |              |         |          |        |        | -            |
| Spoon River College                         |              |              |              |              |                |                |                | 1,349.50     |         |          |        |        | 1,349.50     |
| Redeve/AnnexationAgr                        |              |              |              |              |                | 27,033.52      |                |              |         |          |        |        | 27,033.52    |
| Ful Co Treas-46 W Chestnut St.              |              |              |              |              |                |                |                |              |         |          |        |        | -            |
| Geo Young & Sons                            |              |              |              |              |                |                |                |              |         |          |        |        | -            |
| Concrete Removal Project                    |              |              |              |              |                |                |                |              |         |          |        |        | -            |
| Transfers to 2011 Debt Certificate Acct     |              |              |              |              |                |                | 404,678.13     |              |         |          |        |        | 404,678.13   |
| Canton Harvester Inn                        |              |              |              |              |                |                |                |              |         |          |        |        | -            |
| Cook Canton Real Estate                     |              |              |              |              |                |                |                |              |         |          |        |        | -            |
| Hoerr Const                                 |              |              |              |              |                |                |                |              |         |          |        |        | -            |
| Fulton Co Treasurer                         |              |              |              |              |                |                |                |              |         |          |        |        | -            |
| Canton Union School                         |              |              |              |              |                |                |                |              |         |          |        |        | -            |
| SRC-Employ Testing                          |              |              |              |              |                |                |                |              |         |          |        |        | -            |
| Whitney & Assoc.                            |              |              |              |              |                |                |                |              |         |          |        |        | -            |
| Bond Payment                                | 129,178.13   |              |              |              |                |                |                |              |         |          |        |        | 129,178.13   |
| Mllege-NR                                   |              |              |              |              |                |                |                |              |         |          |        |        | -            |
| Payment to Reduce GF Liability              |              |              |              | 10,000.00    |                |                | 10,000.00      |              |         |          |        |        | 20,000.00    |
| <b>Total Expenses</b>                       | 129,178.13   | 46,500.00    | 1,024.85     | 10,000.00    | 5,350.50       | 27,269.67      | 416,222.63     | 73,108.38    | -       | -        | -      | -      | 708,654.16   |
| <b>PROJECT INCOMES</b>                      |              |              |              |              |                |                |                |              |         |          |        |        |              |
| Increment Received                          | 43,981.22    | 464,763.07   | 1,544.70     | 11,032.44    | 403,818.95     |                | 76,447.51      | -            |         |          |        |        | 1,001,587.89 |
| Interest Income (.20%)                      | 49.02        | 34.25        | 101.43       | 115.19       | 108.28         | 174.95         | 169.84         | 104.85       |         |          |        |        | 857.81       |
| Misc Income                                 |              |              | 3,750.00     | 5,000.00     |                | 500.00         | 37,977.15      | 500.00       |         |          |        |        | 47,727.15    |
| Transfers from TIF 1 Capital Imp.investment |              |              |              |              |                |                |                |              |         |          |        |        | -            |
| Due to General Fund                         |              |              |              |              |                |                |                |              |         |          |        |        | -            |
| Transfer from Debt Cert                     |              |              |              |              |                |                |                |              |         |          |        |        | -            |
| Sale of 61 E Side Square                    |              |              |              |              |                |                |                |              |         |          |        |        | -            |
| <b>Total Income</b>                         | 44,030.24    | 464,797.32   | 5,396.13     | 16,147.63    | 403,927.23     | 674.95         | 114,594.50     | 604.85       | -       | -        | -      | -      | 1,050,172.85 |
| <b>Ending Balance</b>                       | \$217,284.87 | \$635,582.19 | \$639,953.47 | \$646,101.10 | \$1,044,677.83 | \$1,018,083.11 | \$716,454.98   | \$643,951.45 | \$0.00  | \$0.00   | \$0.00 | \$0.00 |              |

City of Canton  
TIF 2 - Supplemental Recap  
Nov-16

| Fund Name                | 2016        |              |              |              |              |              |              |              | 2017    |          |        |        | Total        |
|--------------------------|-------------|--------------|--------------|--------------|--------------|--------------|--------------|--------------|---------|----------|--------|--------|--------------|
|                          | May         | June         | July         | August       | September    | October      | November     | December     | January | February | March  | April  |              |
| <b>TIF 2 - Canton</b>    |             |              |              |              |              |              |              |              |         |          |        |        |              |
| Beginning Balance        | \$56,333.97 | \$97,999.00  | \$187,576.21 | \$191,469.38 | \$198,927.23 | \$275,888.55 | \$252,596.06 | \$284,634.74 |         |          |        |        |              |
| <b>PROJECT EXPENSES</b>  |             |              |              |              |              |              |              |              |         |          |        |        |              |
| Engineer-Maurer Stutz    |             |              |              |              |              |              |              | 251.69       |         |          |        |        | \$251.69     |
| Legal-Beal               |             |              |              |              |              |              |              |              |         |          |        |        | \$0.00       |
| Legal-Jacob & Klein      |             |              |              |              | 695.60       |              |              |              |         |          |        |        | \$695.60     |
| Sidewalks                |             |              |              |              |              |              |              |              |         |          |        |        | \$0.00       |
| Redevelopment Agmt       |             |              |              |              |              | 23,337.69    |              | 14,232.21    |         |          |        |        | \$37,569.90  |
| Siesta Motel             |             |              |              | 13,469.00    |              |              |              | 3,292.12     |         |          |        |        | \$16,761.12  |
| Private Proj. Annexation |             |              |              | 242.63       |              |              |              |              |         |          |        |        | \$242.63     |
| Miscellaneous            |             | 150.00       |              |              | 67.50        |              |              |              |         |          |        |        | \$217.50     |
| The Economic Devel Grp   |             |              |              |              | 2,782.40     |              |              |              |         |          |        |        | \$2,782.40   |
| Due from Gen Fund        |             |              |              |              |              |              |              |              |         |          |        |        | \$0.00       |
| G. Tucker                |             |              |              |              |              |              |              |              |         |          |        |        | \$0.00       |
| <b>Total Expenses</b>    | -           | 150.00       | -            | 13,711.63    | 3,545.50     | 23,337.69    | -            | 17,776.02    | -       | -        | -      | -      | \$58,520.84  |
| <b>PROJECT INCOME</b>    |             |              |              |              |              |              |              |              |         |          |        |        |              |
| Tax Increment Recd       | 41,654.92   | 89,710.59    | 3,863.34     | 21,135.25    | 80,473.78    | -            | 6,933.13     |              |         |          |        |        | 243,771.01   |
| Due to TIF 1             |             |              |              |              |              |              |              |              |         |          |        |        | -            |
| Due to General Fund      |             |              |              |              |              |              |              | 223.92       |         |          |        |        | 223.92       |
| Interest Income (.20%)   | 10.11       | 16.62        | 29.83        | 34.23        | 33.04        | 45.20        | 43.20        | 45.35        | -       |          |        |        | 257.58       |
| Siesta Property Sale     |             |              |              |              |              |              |              | 24,322.00    |         |          |        |        |              |
| Miscellaneous Income     |             |              |              |              |              |              |              | 740.35       |         |          |        |        |              |
| <b>Total Income</b>      | 41,665.03   | 89,727.21    | 3,893.17     | 21,169.48    | 80,506.82    | 45.20        | 32,038.68    | 269.27       | -       | -        | -      | -      | \$269,314.86 |
| <b>Ending Balance</b>    | \$97,999.00 | \$187,576.21 | \$191,469.38 | \$198,927.23 | \$275,888.55 | \$252,596.06 | \$284,634.74 | \$267,127.99 | \$0.00  | \$0.00   | \$0.00 | \$0.00 |              |

**City of Canton  
Property Tax - Supplemental Recap**

| Fund Name         | Deposited To        | 2016                 |                        |                     |                      |                        |             |                      |             | 2017        |             |             |             | Total       |                     |
|-------------------|---------------------|----------------------|------------------------|---------------------|----------------------|------------------------|-------------|----------------------|-------------|-------------|-------------|-------------|-------------|-------------|---------------------|
|                   |                     | May                  | June                   | July                | Aug                  | Sept                   | Oct         | Nov                  | Dec         | Jan         | Feb         | Mar         | Apr         |             |                     |
| Corporate         | General             | -                    | -                      | -                   | -                    | -                      | -           | -                    | -           | -           | -           | -           | -           | -           | -                   |
| IMRF              | IMRF                | 88,911.85            | 246,918.41             | 16,677.82           | 50,361.39            | 179,462.27             | -           | 20,127.81            | -           | -           | -           | -           | -           | -           | 602,459.55          |
| Fire Protection   | General             | 14,821.66            | 41,161.46              | 2,780.19            | 8,395.27             | 29,916.48              | -           | 3,355.31             | -           | -           | -           | -           | -           | -           | 100,430.37          |
| Fire Pension      | Fire Pension        | 86,693.20            | 240,756.96             | 16,261.64           | 49,104.70            | 174,984.10             | -           | 19,625.48            | -           | -           | -           | -           | -           | -           | 587,426.08          |
| Police Protection | General             | 9,638.36             | 26,766.81              | 1,807.92            | 5,459.35             | 19,454.33              | -           | 2,181.92             | -           | -           | -           | -           | -           | -           | 65,308.69           |
| Police Pension    | Police Pension      | 55,576.41            | 154,342.06             | 10,424.85           | 31,479.54            | 112,177.05             | -           | 12,581.32            | -           | -           | -           | -           | -           | -           | 376,581.23          |
| Cemetery          | Cemetery            | 2,964.25             | 8,232.08               | 556.02              | 1,679.01             | 5,983.13               | -           | 671.06               | -           | -           | -           | -           | -           | -           | 20,085.55           |
| Audit             | Audit               | 2,964.25             | 8,232.08               | 556.02              | 1,679.01             | 5,983.13               | -           | 671.06               | -           | -           | -           | -           | -           | -           | 20,085.55           |
| Tort-Liability    | Liability Insurance | 38,925.41            | 108,100.34             | 7,301.51            | 22,048.11            | 78,568.21              | -           | 8,811.84             | -           | -           | -           | -           | -           | -           | 263,755.42          |
| Civil Defense     | Civil Defense       | 542.08               | 1,505.40               | 101.68              | 307.04               | 1,094.12               | -           | 122.72               | -           | -           | -           | -           | -           | -           | 3,673.04            |
| Social Security   | Social Security     | 51,866.96            | 144,040.49             | 9,729.03            | 29,378.44            | 104,689.79             | -           | 11,741.58            | -           | -           | -           | -           | -           | -           | 351,446.29          |
| Unemployment Ins  | Unemployment Ins    | 3,709.46             | 10,301.58              | 695.81              | 2,101.10             | 7,487.28               | -           | 839.71               | -           | -           | -           | -           | -           | -           | 25,134.94           |
| Workers Comp      | Workers Comp        | 37,045.30            | 102,879.04             | 6,948.84            | 20,983.17            | 74,773.30              | -           | 8,386.26             | -           | -           | -           | -           | -           | -           | 251,015.91          |
| Road & Bridge     | General             | 8,025.46             | 23,996.81              | 1,655.58            | 4,589.39             | 17,010.20              | -           | 1,937.91             | -           | -           | -           | -           | -           | -           | 57,215.35           |
| Corporate-IH      | TIF-Canton 1        | 43,981.22            | 464,763.07             | 1,544.70            | 11,032.44            | 403,818.95             | -           | 76,447.51            | -           | -           | -           | -           | -           | -           | 1,001,587.89        |
| Corporate         | TIF-Canton 2        | 41,654.92            | 86,685.59              | 3,863.34            | 21,135.25            | 80,473.78              | -           | 6,120.50             | -           | -           | -           | -           | -           | -           | 239,933.38          |
|                   | <b>Total</b>        | <b>\$ 487,320.79</b> | <b>\$ 1,668,682.18</b> | <b>\$ 80,904.95</b> | <b>\$ 259,733.21</b> | <b>\$ 1,295,876.12</b> | <b>\$ -</b> | <b>\$ 173,621.99</b> | <b>\$ -</b> | <b>\$ -</b> | <b>\$ -</b> | <b>\$ -</b> | <b>\$ -</b> | <b>\$ -</b> | <b>3,966,139.24</b> |



\*\*\*Excludes TIF 1 and TIF 2

**Total Levy**  
 Collected 2,724,617.97  
 Receivable (285.35)

**TIF 1**  
 Collected \$ 1,001,587.89  
 Receivable \$ 10,114.89

**TIF 2**  
 Collected \$ 239,933.38  
 Receivable \$ 6,732.42

This recap shows the details of the property tax levy disbursements, along with pie charts indicating the status of the property tax disbursements.